



CITY OF MERCER ISLAND

CITY COUNCIL MEETING AGENDA

Tuesday
September 6, 2016
5:30 PM

Mayor Bruce Bassett
Deputy Mayor Debbie Bertlin
Councilmembers Dan Grausz, Jeff Sanderson,
Wendy Weiker, David Wisenteiner
and Benson Wong
Contact: 206.275.7793, council@mercergov.org
www.mercergov.org/council

All meetings are held in the City Hall Council Chambers at
9611 SE 36th Street, Mercer Island, WA unless otherwise noticed

“Appearances” is the time set aside for members of the public to speak to the City Council about any issues of concern. If you wish to speak, please consider the following points:
(1) speak audibly into the podium microphone, (2) state your name and address for the record, and (3) limit your comments to three minutes.
Please note: the Council does not usually respond to comments during the meeting.

REGULAR MEETING

CALL TO ORDER & ROLL CALL, 5:30 PM

AGENDA APPROVAL

EXECUTIVE SESSION

Executive Session #1: To evaluate the qualifications of applicants for public employment pursuant to RCW 42.30.110(1)(g) for 90 minutes

SPECIAL BUSINESS, 7:00 PM

- (1) National Recovery Month Proclamation

APPEARANCES

CONSENT CALENDAR

- (2) Payables: \$444,070.23 (08/04/16), \$519,488.75 (08/08/16), & \$145,486.05 (08/25/16)
Payroll: \$759,028.65 (08/05/16) & \$768,731.88 (08/19/16)
Minutes: August 1, 2016 Regular Meeting Minutes, August 8, 2016 Special Meeting Minutes, August 24, 2016 Special Meeting Minutes
AB 5205 Interlocal Agreement with MISD for School Counselors

REGULAR BUSINESS

- (3) AB 5208 Zoning Text Amendment Modifying MICC Title 19 Pertaining to Procedures for Amending the Comprehensive Plan (2nd Reading)
- (4) AB 5210 I-90 Loss of Mobility Negotiations Status Report
- (5) AB 5211 2nd Quarter 2016 Financial Status Report & Budget Adjustments

OTHER BUSINESS

Councilmember Absences
Planning Schedule
Board Appointments
Councilmember Reports

EXECUTIVE SESSION

Executive Session #2: To plan or adopt the strategy to be taken by the governing body during the course of any collective bargaining, professional negotiations, grievance or mediation proceedings, or reviewing the proposals made in the negotiations or proceedings while in progress pursuant to RCW 42.30.140(4)(b) for approximately 30 minutes

ADJOURNMENT



The City of Mercer Island, Washington

Proclamation

2016 National Recovery Month

Mental and/or substance use disorders affect all communities nationwide. With commitment and support, people with substance use disorders can achieve healthy lifestyles and lead rewarding lives in recovery. By seeking help, people who experience mental and/or substance use disorders can embark on a new path toward improved health and overall wellness. The focus of **National Recovery Month** this September is to celebrate their journey with the theme *Join the Voices for Recovery: Our Families, Our Stories, Our Recovery!* **Recovery Month** spreads the message that behavioral health is essential to one's overall health and wellness, and that prevention works, treatment is effective and people recover.

Nationally 18% of adults experience mental illness in any given year, and 8% deal with an active substance abuse issue. The impact of mental and/or substance use disorders is apparent in our regional King County community with an estimated 400,000 affected by these conditions. Through **Recovery Month**, people become more aware and able to recognize the signs of mental and/or substance use disorders, which can lead more people into needed treatment. Managing the effects of these conditions can help people achieve healthy lifestyles, both physically and emotionally.

Recovery Month focuses on improving the lives of those affected by mental and/or substance use disorders by raising awareness of these diseases and educating communities about resources for prevention, treatment and recovery. The City of Mercer Island invites all residents of Mercer Island to join communities across the country and participate in National Recovery Month.

I, Mayor Bruce Bassett, do hereby proclaim the month of September 2016 as

NATIONAL RECOVERY MONTH

on Mercer Island and call upon our community to observe this month with compelling programs and events that support this year's observance.

APPROVED, this 6th day of September, 2016

Bruce Bassett, Mayor

CERTIFICATION OF CLAIMS

I, the undersigned, do hereby certify under penalty of perjury that the materials have been furnished, the services rendered, or the labor performed as described herein, that any advance payment is due and payable pursuant to a contract or is available as an option for full or partial fulfillment of a contractual obligation, and that the claim is a just, due and unpaid obligation against the City of Mercer Island, and that I am authorized to authenticate and certify to said claim.



Finance Director

I, the undersigned, do hereby certify that the City Council has reviewed the documentation supporting claims paid and approved all checks or warrants issued in payment of claims.

Mayor

Date

<u>Report</u>	<u>Warrants</u>	<u>Date</u>	<u>Amount</u>
Check Register	182635-182752	08/04/16	\$ 444,070.23
			\$ 444,070.23

Accounts Payable Report by Check Number

Check No	Check Date	Vendor Name/Description	PO #	Invoice #	Invoice Date	Check Amount
00182635	08/04/2016	A.M. LEONARD INC INVENTORY PURCHASES	P91762	CI16138585	07/26/2016	273.28
00182636	08/04/2016	AABCO BARRICADE COMPANY INC Barricade rentals for Summer	P91306	101831	07/18/2016	2,199.76
00182637	08/04/2016	ABRA AUTO BODY & GLASS - FL-0460 REPAIRS	P91704	11244	07/22/2016	1,594.27
00182638	08/04/2016	ADVISORS MARKETING GROUP, THE SENIOR SOCIAL SUPPLIES		OH006874	07/12/2016	11.97
00182639	08/04/2016	ALCO TARGET COMPANY Firearms targets	P91785	60418	07/26/2016	779.25
00182640	08/04/2016	AMERIGAS-KENT 387.4 GAL DIESEL DELIVERY	P91614	3054096329	07/13/2016	1,226.19
00182641	08/04/2016	APPLIED ECOLOGY LLC 2015-2016 Open Space Vegetatio	P87123	254	07/26/2016	11,768.80
00182642	08/04/2016	ASTRAL COMMUNICATIONS INC 4 Modems/Antennas for DSG Perm	P91533	161110	07/14/2016	4,853.04
00182643	08/04/2016	AUTONATION AUTO REPAIRS	P91696	448088	06/14/2016	583.34
00182644	08/04/2016	BABCOCK, THOMAS MILEAGE EXPENSES		OH006880	07/29/2016	52.39
00182645	08/04/2016	BELLEVUE, CITY OF 2016 Specialized Recreation Se	P91760	12016/552016	05/31/2016	4,134.50
00182646	08/04/2016	BILLER, MICHAEL Entertainment services for Art	P91769	OH006892	08/02/2016	150.00
00182647	08/04/2016	BLUELINE GROUP SUB BASIN 27A.9 SEWER & DRAINAGE	P85542	11946	06/30/2016	6,434.25
00182648	08/04/2016	BUILDERS HARDWARE & SUPPLY CO. MISC. HARDWARE	P91560	S3494796001/002	07/05/2016	62.46
00182649	08/04/2016	BURNS, LESLIE SEAFAIR SUPPLIES		OH006889	08/02/2016	216.21
00182650	08/04/2016	CALPORTLAND COMPANY #4 X DUST (34.02 TONS)	P91730	92930768	07/26/2016	914.54
00182651	08/04/2016	CAMDEN GARDENS 2016 Aljoia & Aubrey Davis Par	P89438	58563	07/01/2016	410.63
00182652	08/04/2016	CDW GOVERNMENT INC LAPTOP FOR COUNCIL MEMBER	P91552	DQV2340	07/13/2016	5,482.94
00182653	08/04/2016	CEDAR GROVE COMPOSTING INC LANDSCAPE MULCH (30 YDS)	P91727	0000291599	07/26/2016	1,118.55
00182654	08/04/2016	CENTURYLINK PHONE USE JULY 2016		OH006882	07/20/2016	3,110.70
00182655	08/04/2016	CESSCO SHARPEN MOWER BLADES	P91761	5475	07/26/2016	32.69
00182656	08/04/2016	CHINOOK BOOK STORMWATER SUPPLIES	P91712	OH006895	05/20/2016	2,190.00
00182657	08/04/2016	CINTAS CORPORATION #460 2016 Rug Cleaning Services for	P89342	460645993	07/28/2016	32.91
00182658	08/04/2016	CLEANERS PLUS 1 Patrol uniform cleaning	P91790	76363	08/01/2016	107.13
00182659	08/04/2016	COMCAST Internet Charges/Fire	P91732	OH006894	07/18/2016	168.59
00182660	08/04/2016	CONFIDENTIAL DATA DISPOSAL Shredding	P91791	87755	07/30/2016	100.00

Accounts Payable Report by Check Number

Check No	Check Date	Vendor Name/Description	PO #	Invoice #	Invoice Date	Check Amount
00182661	08/04/2016	CRYSTAL AND SIERRA SPRINGS 2016 MAINT WATER DELIVERY	P89733	14555831071616	07/16/2016	92.62
00182662	08/04/2016	DAILY JOURNAL OF COMMERCE ICW CULVERT PROJECT	P91705	3315572	07/15/2016	565.50
00182663	08/04/2016	DELL MARKETING L.P. KMM for MICEC Server Rack	P91742	XK13DFWD6	07/19/2016	1,078.10
00182664	08/04/2016	DEPARTMENT OF ECOLOGY REGIONAL STORMWATER MONITORING	P90915	2016RSWAR045528	05/03/2016	15,766.00
00182665	08/04/2016	DORSEY & WHITNEY LLP I90 LOM Inv 3292399	P91743	3292399	07/21/2016	6,306.62
00182666	08/04/2016	DRAIN-PRO INC 2016 SANITARY SEWER VIDEO	P90801	54513	06/28/2016	1,505.63
00182667	08/04/2016	EASTSIDE EXTERMINATORS EXTERMINATOR CITY HALL	P91750	296169	07/21/2016	228.96
00182668	08/04/2016	EPIC EVENTS & PROMOTION INC Outdoor cinema services for Ju	P91699	1097	06/07/2016	2,299.50
00182669	08/04/2016	EVERSON'S ECONO-VAC INC 2015-16 CATCH BASIN CLEANING	P91702	077696	06/30/2016	949.25
00182670	08/04/2016	FERGUSON ENTERPRISES INC REPLACEMENT BATTERY FOR HANDHE	P91774	0515644	07/25/2016	258.74
00182671	08/04/2016	FOX HOLLOW FARM Admission fees for Camp Field	P91021	34	04/25/2016	336.00
00182672	08/04/2016	FRAPPIER, KIMBERLY FORESTRY SUPPLIES		OH006891	07/26/2016	81.15
00182673	08/04/2016	GALLS LLC MP Pants-Storm	P91687	005705418	07/14/2016	54.79
00182674	08/04/2016	GAVIGLIO, MIKE MILEAGE EXPENSES		OH006878	07/29/2016	56.16
00182675	08/04/2016	GOLDER ASSOCIATES INC FUEL CLEAN UP	P85591	451241	06/27/2016	2,201.66
00182676	08/04/2016	GRAINGER INVENTORY PURCHASES	P91764	9178114550/91780	07/26/2016	529.81
00182677	08/04/2016	HDR ENGINEERING INC BOOSTER CHLORINATION STATION	P89617	1200000777	07/08/2016	5,024.13
00182678	08/04/2016	HOME DEPOT CREDIT SERVICE INVENTORY PURCHASES	P91703	0271610012702	07/27/2016	159.10
00182679	08/04/2016	HONEYWELL, MATTHEW V Professional Services - Invoic	P91719	926	07/26/2016	1,000.00
00182680	08/04/2016	HUGHES FIRE EQUIPMENT INC Misc. Apparatus Parts	P91634	505311	07/13/2016	177.32
00182681	08/04/2016	HUTCHINSON, LISA K CAPTIONING SERVICES 7/20/16	P91722	3444	07/28/2016	377.60
00182682	08/04/2016	INTERIOR FOLIAGE CO, THE INTERIOR LANDSCAPING CITY HALL	P91751	35978	07/01/2016	271.34
00182683	08/04/2016	KELLEY, CHRIS M MILEAGE EXPENSE		OH006877	07/29/1996	17.60
00182684	08/04/2016	KING COUNTY FINANCE KC SOLID WASTE DISPOSAL	P91728	55408	06/30/2016	5,613.23
00182685	08/04/2016	KING COUNTY FINANCE SIGNAL SERVICES	P91707	7751177515	06/30/2016	1,780.93
00182686	08/04/2016	KRAZAN & ASSOCIATES INC CONSTRUCTION TESTING & INSPECT	P91706	I6074795832	05/31/2016	1,330.00

Accounts Payable Report by Check Number

Check No	Check Date	Vendor Name/Description	PO #	Invoice #	Invoice Date	Check Amount
00182687	08/04/2016	KROESENS UNIFORM COMPANY Kramp uniform shirt	P91686	326071/32610	07/19/2016	1,203.35
00182688	08/04/2016	KUMON MATH & READING CENTER Camperships for EA clients (HS)	P91724	OH006896	07/28/2016	300.00
00182689	08/04/2016	L & I ELEVATOR SECTION ELEVATOR OPERATING PERMIT	P91752	197032	08/01/2016	129.00
00182690	08/04/2016	L & I ELEVATOR SECTION ELEVATOR OPERATING PERMITS	P91753	197031	08/01/2016	391.10
00182691	08/04/2016	LAKESIDE INDUSTRIES ASPHALT CLASS B (TONS)	P91726	3262763MB	07/13/2016	162.06
00182692	08/04/2016	LANDMARK EVENT STAFNG SRVS INC Event staffing for Summer	P91700	16479	07/09/2016	912.00
00182693	08/04/2016	LIFE ASSIST INC First aid supplies-MP	P91651	759360	07/15/2016	1,005.01
00182694	08/04/2016	LINESCAPE OF WASHINGTON SEWER WET WELL CLEANING	P90422	S10186	07/07/2016	2,155.31
00182695	08/04/2016	LITHO CRAFT Design work for HTH production	P91723	21693341	07/12/2016	6,593.49
00182696	08/04/2016	LYNN PEAVEY CO Evidence packaging supplies	P91789	320824	07/26/2016	96.96
00182697	08/04/2016	LYONS, STEVEN FRLEOFF1 Retiree Medical Expen	P91778	OH006897	08/02/2016	125.44
00182698	08/04/2016	MAX-R GREEN MINI MESSAGE CENTERS	P91678	676110	07/19/2016	645.52
00182699	08/04/2016	MEYMAND, DOLLY Instruction services for Art f	P91759	16237/16236	08/01/2016	2,520.00
00182700	08/04/2016	MI SCHOOL DISTRICT #400 2016 Operational support for M	P91701	2016604	07/14/2016	12,275.36
00182701	08/04/2016	MICROFLEX June 2016 Tax Audit Program	P91689	00022390	07/20/2016	325.50
00182702	08/04/2016	MORRIS-HANSEN ENT INC FS91 WINDOW CLEANING	P91748	49785	07/08/2016	781.00
00182703	08/04/2016	MOUNTAIN PACIFIC BANK SCHEDULE B RETAINAGE FOR R9622	P90891	#2RETAINAGE	06/30/2016	10,342.74
00182704	08/04/2016	NELSON TRUCK EQUIPMENT CO INC FL-0359 ACCESSORY PART INV 631	P91710	631279	07/11/2016	627.44
00182705	08/04/2016	NEW FINISHES INC SAND BLAST, PRIME & POWDER COA	P91758	13428	07/27/2016	493.20
00182706	08/04/2016	NORTH LAKE MARINA- MARINE PATROL FUEL	P91711	803/1109/1396/19	04/29/2016	4,825.88
00182707	08/04/2016	OAC SERVICES INC Pier Repair Engineering Servic	P90640	131500/131501	07/12/2016	3,275.00
00182708	08/04/2016	OVERLAKE OIL 800 GAL UNLEADED	P91709	0178971IN	07/22/2016	5,693.11
00182709	08/04/2016	PACIFIC AIR CONTROL INC FAN COIL 5 REPAIR TRIPPED LOW	P91745	188123	07/21/2016	474.14
00182710	08/04/2016	PACIFIC MODULAR RETAINAGE	P91095	2314	06/30/2016	750.00
00182711	08/04/2016	PART WORKS INC. TOILET SEAT	P91680	430790	07/20/2016	25.25
00182712	08/04/2016	PEACOCK PE, WILLIAM R WWCPA TRAINING		OH006885	08/02/2016	400.00

Accounts Payable Report by Check Number

Check No	Check Date	Vendor Name/Description	PO #	Invoice #	Invoice Date	Check Amount
00182713	08/04/2016	PEOPLE LIKE US INC Service/screening for "People	P91600	206001	07/13/2016	350.00
00182714	08/04/2016	PLATT ELECTRIC THRIFT STORE BOLLARD LIGHT REP	P91757	J790514	07/05/2016	48.54
00182715	08/04/2016	POT O' GOLD INC MONTHLY COFFEE SUPPLIES	P91740	0060734/0059767	07/25/2016	476.07
00182716	08/04/2016	PUBLIC SAFETY SELECTION PC New Hire Eval/Pearson	P91734	3255	07/25/2016	375.00
00182717	08/04/2016	PUGET SOUND ENERGY 3 LED STREET LIGHTS INSTALLATI		OH006884	07/25/2016	22,666.27
00182718	08/04/2016	REDMOND, CITY OF Quarterly Apparatus Maintenanc	P91729	00001641	07/07/2016	16,873.25
00182719	08/04/2016	ROSTOV, HERSCHEL P PARKING FEE		OH006879	07/26/2016	9.00
00182720	08/04/2016	SCHOENTRUP, WILLIAM FRLEOFF1 Retiree Medical Expen	P91777	OH006900	08/02/2016	492.30
00182721	08/04/2016	SEAMS RIGHT UPHOLSTERY Repair/Battalion 91	P91735	OH006902	07/18/2016	434.72
00182722	08/04/2016	SEATTLE BOAT COMPANY MARINE PATROL FUEL	P91714	OH006901	06/17/2016	5,218.38
00182723	08/04/2016	SEATTLE, CITY OF REVIEW OF VAR16-001	P91715	201601ST/201601	07/08/2016	369.76
00182724	08/04/2016	SEGLE, KRYSS LEADERSHIP TEAM MEETING EXPENS		OH006887	08/01/2016	525.00
00182725	08/04/2016	SEIFERT, MIKE FIREARMS TRAIN CERT/MILEAGE		OH006876	07/21/2016	482.76
00182726	08/04/2016	SIX ROBBLEES INC FL-0488 REPAIR PARTS	P91692	1866192	06/29/2016	345.63
00182727	08/04/2016	SKYLINE COMMUNICATIONS INC EOC INTERNET SERVICES	P91754	IN42135	08/01/2016	192.55
00182728	08/04/2016	SOUND PUBLISHING INC Ntc: CC Mini Plan Session 1615	P91691	7693773	06/30/2016	2,797.62
00182729	08/04/2016	SOUND SAFETY PRODUCTS SAFETY BOOTS & MISC. WORK CLOT	P91657	122555/122545	07/13/2016	1,028.41
00182730	08/04/2016	STEWART, NANCY Entertainment services for Sum	P91698	4200	07/21/2016	600.00
00182731	08/04/2016	SUPPLY SOURCE INC/SAMS, THE INVENTORY PURCHASES	P91763	1612385	07/29/2016	1,450.83
00182732	08/04/2016	SWANK MOTION PICTURES INC Licensing for Wreck It Ralph M	P91695	RG2205016	07/08/2016	386.55
00182733	08/04/2016	SYSTEMS FOR PUBLIC SAFETY INC Car 489 New MDC Installation L	P91771	29380	07/26/2016	787.63
00182734	08/04/2016	TAYLOR, KIRSTEN MILEAGE EXPENSE		OH006888	06/01/2016	80.19
00182735	08/04/2016	THOMCO CONSTRUCTION INC SCHEDULE B STORM DRAINAGE	P90890	2	06/30/2016	210,339.07
00182736	08/04/2016	TRAFFIC SAFETY SUPPLY INVENTORY PURCHASES	P91673	115294	07/21/2016	1,119.31
00182737	08/04/2016	TROY, BRIAN CASEY MILEAGE EXPENSES		OH006890	08/02/2016	99.47
00182738	08/04/2016	UMPQUA BANK LINESCAPE OF WA RETAINAGE ACCT	P90423	S10186RETAINAGE	07/07/2016	103.13

Accounts Payable Report by Check Number

Check No	Check Date	Vendor Name/Description	PO #	Invoice #	Invoice Date	Check Amount
00182739	08/04/2016	US BANK C/O SYNCHRONOUS TECH MICEC Dis Rec Switch - J9821A	P91612	80490804	07/22/2016	20,556.28
00182740	08/04/2016	USABlueBook INVENTORY PURCHASES	P91679	008286	07/15/2016	283.87
00182741	08/04/2016	VANDEWATER, WILLIAM WORK CLOTHES		OH006881	07/28/2016	148.00
00182742	08/04/2016	VERIZON WIRELESS VZ Billing - P. Bissonnette	P91779	9769191023	07/23/2016	96.41
00182743	08/04/2016	VERIZON WIRELESS IGS LOANER, WIFI AND LINE	P91756	9769191019	07/23/2016	483.36
00182744	08/04/2016	VIBRANT PLANTS INC PLANTS FOR 40TH AND 80TH	P91739	4065812	07/22/2016	21.28
00182745	08/04/2016	WA WASTEWATER COLL PERSONNEL EXAM FEE		OH006873	07/29/2016	15.00
00182746	08/04/2016	WA WASTEWATER COLL PERSONNEL WWCPA EXAM FEE		OH006886	08/02/2016	15.00
00182747	08/04/2016	WABO IRC BUILDING CODE & RESIDENTIA	P91716	31903	03/22/2016	118.26
00182748	08/04/2016	WASAVP Annual membership dues	P91725	OH006903	07/28/2016	250.00
00182749	08/04/2016	WESTERN EQUIPMENT DISTRIBUTORS EQUIPMENT FOR FL-0412	P91708	800843300	07/20/2016	1,154.13
00182750	08/04/2016	WETHERHOLT AND ASSOCIATES INC FS 92 ROOF INSPECTION SERVICE	P90163	43666	06/18/2016	434.60
00182751	08/04/2016	WMCA KR 2016 WMCA Fall Academy	P91772	01706	08/02/2016	150.00
00182752	08/04/2016	ZEE MEDICAL Medical supplies	P91792	68317495	08/02/2016	94.61
					Total	<u>444,070.23</u>

Accounts Payable Report by GL Key

PO #	Check #	Vendor:	Transaction Description	Check Amount
<i>Org Key: 402000 - Water Fund-Admin Key</i>				
P91763	00182731	SUPPLY SOURCE INC/SAMS, THE	INVENTORY PURCHASES	1,450.83
P91673	00182736	TRAFFIC SAFETY SUPPLY	INVENTORY PURCHASES	1,119.31
P91762	00182635	A.M. LEONARD INC	INVENTORY PURCHASES	273.28
P91764	00182676	GRAINGER	INVENTORY PURCHASES	277.14
P91664	00182676	GRAINGER	INVENTORY PURCHASES	215.22
P91679	00182740	USABlueBook	INVENTORY PURCHASES	182.76
P91720	00182678	HOME DEPOT CREDIT SERVICE	INVENTORY PURCHASES	50.62
<i>Org Key: CA1200 - Prosecution & Criminal Mngmnt</i>				
P91719	00182679	HONEYWELL, MATTHEW V	Professional Services - Invoice	1,000.00
<i>Org Key: CM1100 - Administration (CM)</i>				
	00182734	TAYLOR, KIRSTEN	MILEAGE EXPENSE	80.19
P91779	00182742	VERIZON WIRELESS	VZ Billing - P. Bissonnette	56.40
<i>Org Key: CM11SP - Special Projects-City Mgr</i>				
P91743	00182665	DORSEY & WHITNEY LLP	I90 LOM Inv 3292399	6,306.62
<i>Org Key: CM1200 - City Clerk</i>				
P91772	00182751	WMCA	KR 2016 WMCA Fall Academy	150.00
P91691	00182728	SOUND PUBLISHING INC	Ntc: Ord #16-08 1631005 06/15	88.41
P91691	00182728	SOUND PUBLISHING INC	Ntc: Ord #16C-06 1630990 06/15	67.67
P91691	00182728	SOUND PUBLISHING INC	Ntc: Ord #16C-07 1630994 06/15	67.67
P91691	00182728	SOUND PUBLISHING INC	Ntc: Ord #16C-02 1636601 06/29	57.30
P91691	00182728	SOUND PUBLISHING INC	Ntc: Ord #16C-10 1636603 06/29	52.11
P91691	00182728	SOUND PUBLISHING INC	Ntc: Ord #16C-14 1630988 06/15	52.11
P91691	00182728	SOUND PUBLISHING INC	Ntc: CC Mini Plan Session 1615	41.74
P91691	00182728	SOUND PUBLISHING INC	Ntc: Council Mtg Date Change	41.74
P91691	00182728	SOUND PUBLISHING INC	Ntc: CC Mini Plan Session 1615	20.74
<i>Org Key: CO6100 - City Council</i>				
P91552	00182652	CDW GOVERNMENT INC	Laptop for Council Member	1,734.43
P91755	00182652	CDW GOVERNMENT INC	LAPTOP FOR COUNCIL MEMBER	259.02
<i>Org Key: CR1100 - CORe Admin and Human Resources</i>				
P91779	00182742	VERIZON WIRELESS	VZ Billing - K. Segle	40.01
<i>Org Key: DS1100 - Administration (DS)</i>				
P91533	00182642	ASTRAL COMMUNICATIONS INC	4 Modems/Antennas for DSG Perm	4,853.04
<i>Org Key: DS1200 - Bldg Plan Review & Inspection</i>				
P91716	00182747	WABO	IRC BUILDING CODE & RESIDENTIA	118.26
<i>Org Key: DS1300 - Land Use Planning Svc</i>				
P91722	00182681	HUTCHINSON, LISA K	CAPTIONING SERVICES 7/20/16	377.60
P91715	00182723	SEATTLE, CITY OF	REVIEW OF VAR16-001	339.50
P91715	00182723	SEATTLE, CITY OF	TRAVEL EXPENSES	30.26
<i>Org Key: DS4550 - Utility Inspection (Clearing)</i>				
	00182741	VANDEWATER, WILLIAM	WORK CLOTHES	148.00
<i>Org Key: FN4502 - Utility Billing (Sewer)</i>				
P91775	00182670	FERGUSON ENTERPRISES INC	REPLACEMENT BATTERY FOR	191.24

Accounts Payable Report by GL Key

PO #	Check #	Vendor:	Transaction Description	Check Amount
P91774	00182670	FERGUSON ENTERPRISES INC	HANDHELD CHARGER FOR JEEP	67.50
<i>Org Key: FNBE01 - Financial Services</i>				
P91689	00182701	MICROFLEX	June 2016 Tax Audit Program	325.50
<i>Org Key: FR1100 - Administration (FR)</i>				
P91734	00182716	PUBLIC SAFETY SELECTION PC	New Hire Eval/Pearson	375.00
	00182654	CENTURYLINK	PHONE USE JULY 2016	288.62
P91732	00182659	COMCAST	Internet Charges/Fire	106.27
P91731	00182659	COMCAST	Internet Charges/Fire	62.32
<i>Org Key: FR2100 - Fire Operations</i>				
P91729	00182718	REDMOND, CITY OF	Quarterly Apparatus Maintenanc	16,873.25
P91735	00182721	SEAMS RIGHT UPHOLSTERY	Repair/Battalion 91	434.72
P91733	00182680	HUGHES FIRE EQUIPMENT INC	Misc. Apparatus Parts	112.23
P91634	00182680	HUGHES FIRE EQUIPMENT INC	Misc. Apparatus Parts	65.09
	00182719	ROSTOV, HERSCHEL P	PARKING FEE	9.00
<i>Org Key: FR2500 - Fire Emergency Medical Svcs</i>				
P91651	00182693	LIFE ASSIST INC	Aid Supplies	786.06
<i>Org Key: GGM001 - General Government-Misc</i>				
	00182724	SEGLE, KRYSS	LEADERSHIP TEAM MEETING EXPENS	525.00
P91740	00182715	POT O' GOLD INC	MONTHLY COFFEE SUPPLIES	448.69
P91740	00182715	POT O' GOLD INC	EQUIPMENT RENTAL	27.38
<i>Org Key: GGM005 - Genera Govt-L1 Retiree Costs</i>				
P91777	00182720	SCHOENTRUP, WILLIAM	FRLEOFF1 Retiree Medical Expen	492.30
P91778	00182697	LYONS, STEVEN	FRLEOFF1 Retiree Medical Expen	125.44
<i>Org Key: IGBE01 - MI Pool Operation Subsidy</i>				
P89260	00182700	MI SCHOOL DISTRICT #400	2016 Operational support for M	10,668.17
<i>Org Key: IS2100 - IGS Network Administration</i>				
	00182654	CENTURYLINK	PHONE USE JULY 2016	1,107.29
	00182654	CENTURYLINK	PHONE USE JULY 2016	755.92
P91776	00182743	VERIZON WIRELESS	IGS LOANER, WIFI AND LINE	160.04
<i>Org Key: MT2100 - Roadway Maintenance</i>				
P85918	00182717	PUGET SOUND ENERGY	3 LED STREET LIGHTS INSTALLATI	2,872.91
P91707	00182685	KING COUNTY FINANCE	SIGNAL SERVICES	1,780.93
P91727	00182653	CEDAR GROVE COMPOSTING INC	LANDSCAPE MULCH (30 YDS)	1,118.55
P85918	00182717	PUGET SOUND ENERGY	LIGHTING AT 4530 EMW	331.10
	00182717	PUGET SOUND ENERGY	ENERGY USE JULY 2016	276.73
P91726	00182691	LAKESIDE INDUSTRIES	ASPHALT CLASS B (TONS)	162.06
P91703	00182678	HOME DEPOT CREDIT SERVICE	MAILBOX	108.48
	00182737	TROY, BRIAN CASEY	MILEAGE EXPENSES	33.15
<i>Org Key: MT2300 - Planter Bed Maintenance</i>				
	00182717	PUGET SOUND ENERGY	ENERGY USE JULY 2016	12.28
<i>Org Key: MT2500 - ROW Administration</i>				
P91658	00182729	SOUND SAFETY PRODUCTS	SAFETY BOOTS & MISC. WORK CLOT	293.46
P91660	00182729	SOUND SAFETY PRODUCTS	SAFETY BOOTS & MISC. WORK CLOT	210.24

Accounts Payable Report by GL Key

PO #	Check #	Vendor:	Transaction Description	Check Amount
<i>Org Key: MT3100 - Water Distribution</i>				
P91679	00182740	USABlueBook	BOLT CUTTERS	101.11
P91764	00182676	GRAINGER	GREASE GUN	37.45
<i>Org Key: MT3200 - Water Pumps</i>				
	00182717	PUGET SOUND ENERGY	ENERGY USE JULY 2016	2,901.08
<i>Org Key: MT3300 - Water Associated Costs</i>				
	00182674	GAVIGLIO, MIKE	MILEAGE EXPENSES	56.16
	00182737	TROY, BRIAN CASEY	MILEAGE EXPENSES	33.17
	00182737	TROY, BRIAN CASEY	MILEAGE EXPENSES	33.15
<i>Org Key: MT3400 - Sewer Collection</i>				
P91728	00182684	KING COUNTY FINANCE	KC SOLID WASTE DISPOSAL	5,613.23
P90422	00182694	LINESCAPE OF WASHINGTON	SEWER WET WELL CLEANING	2,155.31
P90801	00182666	DRAIN-PRO INC	2016 SANITARY SEWER VIDEO	1,505.63
P90423	00182738	UMPQUA BANK	LINESCAPE OF WA RETAINAGE ACCT	103.13
<i>Org Key: MT3500 - Sewer Pumps</i>				
	00182717	PUGET SOUND ENERGY	ENERGY USE JULY 2016	2,683.98
	00182654	CENTURYLINK	PHONE USE JULY 2016	502.70
<i>Org Key: MT3600 - Sewer Associated Costs</i>				
	00182712	PEACOCK PE, WILLIAM R	WWCPA TRAINING	400.00
	00182644	BABCOCK, THOMAS	MILEAGE EXPENSES	52.39
	00182746	WA WASTEWATER COLL PERSONNEL	WWCPA EXAM FEE	15.00
<i>Org Key: MT3800 - Storm Drainage</i>				
P90915	00182664	DEPARTMENT OF ECOLOGY	REGIONAL STORMWATER	15,766.00
P91712	00182656	CHINOOK BOOK	STORMWATER SUPPLIES	2,190.00
P86282	00182669	EVERSON'S ECONO-VAC INC	2015-16 CATCH BASIN CLEANING	346.75
	00182745	WA WASTEWATER COLL PERSONNEL	EXAM FEE	15.00
<i>Org Key: MT4150 - Support Services - Clearing</i>				
P89733	00182661	CRYSTAL AND SIERRA SPRINGS	2016 MAINT WATER DELIVERY	92.62
<i>Org Key: MT4200 - Building Services</i>				
	00182717	PUGET SOUND ENERGY	ENERGY USE JULY 2016	3,654.93
P91751	00182682	INTERIOR FOLIAGE CO, THE	INTERIOR LANDSCAPING CITY HALL	271.34
P91750	00182667	EASTSIDE EXTERMINATORS	EXTERMINATOR CITY HALL	228.96
P91753	00182690	L & I ELEVATOR SECTION	ELEVATOR OPERATING PERMITS	193.00
P91749	00182702	MORRIS-HANSEN ENT INC	FS91 WINDOW CLEANING	158.00
P91560	00182648	BUILDERS HARDWARE & SUPPLY CO.	MISC. HARDWARE	62.46
	00182717	PUGET SOUND ENERGY	ENERGY USE JULY 2016	55.34
<i>Org Key: MT4300 - Fleet Services</i>				
P91714	00182722	SEATTLE BOAT COMPANY	MARINE PATROL FUEL	5,218.38
P91711	00182706	NORTH LAKE MARINA-	MARINE PATROL FUEL	1,680.85
P91697	00182708	OVERLAKE OIL	1000 GAL DIESEL	2,139.35
P91701	00182700	MI SCHOOL DISTRICT #400	FUEL JUNE	1,607.19
P91704	00182637	ABRA AUTO BODY & GLASS -	FL-0460 REPAIRS	1,594.27
P91711	00182706	NORTH LAKE MARINA-	MARINE PATROL SERVICE PATROL 1	1,707.41
P91697	00182708	OVERLAKE OIL	800 GAL UNLEADED	1,801.04

Accounts Payable Report by GL Key

PO #	Check #	Vendor:	Transaction Description	Check Amount
P91709	00182708	OVERLAKE OIL	800 GAL FUEL DELIVERY INV. 178	1,752.72
P91614	00182640	AMERIGAS-KENT	387.4 GAL DIESEL DELIVERY	1,226.19
P91693	00182749	WESTERN EQUIPMENT DISTRIBUTORS	EQUIPMENT FOR FL-0412	1,044.72
P91711	00182706	NORTH LAKE MARINA-	PATROL 11 SERVICE	703.60
P91696	00182643	AUTONATION	AUTO REPAIRS	583.34
P91710	00182704	NELSON TRUCK EQUIPMENT CO INC	FL-0359 ACCESSORY PART INV 631	627.44
P91711	00182706	NORTH LAKE MARINA-	MARINE PATROL SERVICE PATROL 1	467.28
P91692	00182726	SIX ROBBLEES INC	FL-0488 REPAIR PARTS	345.63
P91711	00182706	NORTH LAKE MARINA-	MARINE PATROL SERVICE PATROL 1	266.74
P91708	00182749	WESTERN EQUIPMENT DISTRIBUTORS	FL-0412 REPAIR	109.41
Org Key: MT4450 - Cust Resp - Clearing Acct				
	00182683	KELLEY, CHRIS M	MILEAGE EXPENSE	17.60
Org Key: MT4501 - Water Administration				
	00182654	CENTURYLINK	PHONE USE JULY 2016	53.70
Org Key: MTBE01 - Maint of Medians & Planters				
	00182717	PUGET SOUND ENERGY	ENERGY USE JULY 2016	747.40
P91739	00182744	VIBRANT PLANTS INC	PLANTS FOR 40TH AND 80TH	21.28
Org Key: PO1350 - Police Emergency Management				
P91754	00182727	SKYLINE COMMUNICATIONS INC	EOC INTERNET SERVICES	192.55
Org Key: PO1700 - Records and Property				
P91791	00182660	CONFIDENTIAL DATA DISPOSAL	Shredding	100.00
P91789	00182696	LYNN PEAVEY CO	Evidence packaging supplies	96.96
P91792	00182752	ZEE MEDICAL	Medical supplies	94.61
Org Key: PO2100 - Patrol Division				
P91787	00182687	KROESENS UNIFORM COMPANY	Reflective traffic vests	335.07
P91790	00182658	CLEANERS PLUS 1	Patrol uniform cleaning	107.13
P91686	00182687	KROESENS UNIFORM COMPANY	Kramp uniform shirt	93.02
Org Key: PO2200 - Marine Patrol				
P91788	00182693	LIFE ASSIST INC	First aid supplies-MP	218.95
	00182649	BURNS, LESLIE	SEAFAIR SUPPLIES	216.21
P91687	00182673	GALLS LLC	MP Pants-Storm	54.79
Org Key: PO2300 - Bike Patrol (CJ)				
P91686	00182687	KROESENS UNIFORM COMPANY	Bike Patrol uniforms	775.26
Org Key: PO4100 - Training				
P91785	00182639	ALCO TARGET COMPANY	Firearms targets	779.25
	00182725	SEIFERT, MIKE	FIREARMS TRAIN CERT/MILEAGE	276.26
	00182725	SEIFERT, MIKE	PER DIEM REIMB	206.50
Org Key: PR1100 - Administration (PR)				
P91760	00182645	BELLEVUE, CITY OF	2016 Specialized Recreation Se	4,134.50
Org Key: PR2101 - Youth and Teen Camps				
P91759	00182699	MEYMAND, DOLLY	Instruction services for Art f	1,260.00
P91759	00182699	MEYMAND, DOLLY	Instruction services for Art f	1,260.00
P91021	00182671	FOX HOLLOW FARM	Admission fees for Camp Field	336.00

Accounts Payable Report by GL Key

PO #	Check #	Vendor:	Transaction Description	Check Amount
P91756	00182743	VERIZON WIRELESS	Parks cell phone use charges f	-11.62
<i>Org Key: PR2104 - Special Events</i>				
P91699	00182668	EPIC EVENTS & PROMOTION INC	Outdoor cinema services for Ju	2,299.50
P91695	00182732	SWANK MOTION PICTURES INC	Licensing for Wreck It Ralph M	386.55
<i>Org Key: PR3500 - Senior Services</i>				
P91756	00182743	VERIZON WIRELESS	Parks cell phone use charges f	50.82
	00182638	ADVISORS MARKETING GROUP, THE	SENIOR SOCIAL SUPPLIES	11.97
<i>Org Key: PR4100 - Community Center</i>				
	00182717	PUGET SOUND ENERGY	ENERGY USE JULY 2016	5,397.05
P91745	00182709	PACIFIC AIR CONTROL INC	FAN COIL 5 REPAIR TRIPPED LOW	474.14
P91752	00182689	L & I ELEVATOR SECTION	ELEVATOR OPERATING PERMIT	129.00
	00182654	CENTURYLINK	PHONE USE JULY 2016	51.35
P91756	00182743	VERIZON WIRELESS	Parks cell phone use charges f	32.68
<i>Org Key: PR5400 - Gallery Program</i>				
P91769	00182646	BILLER, MICHAEL	Entertainment services for Art	150.00
<i>Org Key: PR5900 - Summer Celebration</i>				
P91306	00182636	AABCO BARRICADE COMPANY INC	Barricade rentals for Summer	2,199.76
P91691	00182728	SOUND PUBLISHING INC	Summer Celebration Ad	1,877.25
P91700	00182692	LANDMARK EVENT STAFNG SRVS INC	Event staffing for Summer	912.00
P91698	00182730	STEWART, NANCY	Entertainment services for Sum	600.00
P91756	00182743	VERIZON WIRELESS	Parks cell phone use charges f	-12.60
<i>Org Key: PR6100 - Park Maintenance</i>				
	00182717	PUGET SOUND ENERGY	ENERGY USE JULY 2016	1,839.15
P91657	00182729	SOUND SAFETY PRODUCTS	SAFETY BOOTS & MISC. WORK CLOT	370.49
P91756	00182743	VERIZON WIRELESS	Parks cell phone use charges f	36.30
P91761	00182655	CESSCO	SHARPEN MOWER BLADES	32.69
P91680	00182711	PART WORKS INC.	TOILET SEAT	25.25
<i>Org Key: PR6200 - Athletic Field Maintenance</i>				
P91657	00182729	SOUND SAFETY PRODUCTS	MISC. WORK CLOTHES	154.22
	00182654	CENTURYLINK	PHONE USE JULY 2016	90.33
P91756	00182743	VERIZON WIRELESS	Parks cell phone use charges f	56.35
<i>Org Key: PR6500 - Luther Burbank Park Maint.</i>				
P91730	00182650	CALPORTLAND COMPANY	#4 X DUST (34.02 TONS)	914.54
	00182717	PUGET SOUND ENERGY	ENERGY USE JULY 2016	757.22
P91746	00182702	MORRIS-HANSEN ENT INC	LB ADMIN WINDOW CLEANING	387.00
	00182654	CENTURYLINK	PHONE USE JULY 2016	260.79
P91747	00182702	MORRIS-HANSEN ENT INC	WINDOW CLEANING CARETAKERS	120.00
P91756	00182743	VERIZON WIRELESS	Parks cell phone use charges f	72.69
P89342	00182657	CINTAS CORPORATION #460	2016 Rug Cleaning Services for	24.64
P89342	00182657	CINTAS CORPORATION #460	2016 Rug Cleaning Services for	8.27
<i>Org Key: PR6600 - Park Maint-School Related</i>				
	00182717	PUGET SOUND ENERGY	ENERGY USE JULY 2016	377.15
P91756	00182743	VERIZON WIRELESS	Parks cell phone use charges f	28.44
<i>Org Key: PR6700 - I90 Park Maintenance</i>				

Accounts Payable Report by GL Key

PO #	Check #	Vendor:	Transaction Description	Check Amount
P89438	00182651	CAMDEN GARDENS	2016 Aljaya & Aubrey Davis Par	410.63
	00182717	PUGET SOUND ENERGY	ENERGY USE JULY 2016	168.87
P91756	00182743	VERIZON WIRELESS	Parks cell phone use charges f	70.26
<i>Org Key: WD531C - Sub Basin 27a</i>				
P91691	00182728	SOUND PUBLISHING INC	Ntc: Bids SB 27A.9 Sewer & Dra	238.77
<i>Org Key: WD532C - Sub Basin 27a Culvert</i>				
P91702	00182669	EVERSON'S ECONO-VAC INC	TV INSPECTION	602.50
P91705	00182662	DAILY JOURNAL OF COMMERCE	ICW CULVERT PROJECT	565.50
<i>Org Key: WD535E - Sub Basin 6 Drainage Extension</i>				
P90890	00182735	THOMCO CONSTRUCTION INC	SCHEDULE B STORM DRAINAGE	58,242.87
P90891	00182703	MOUNTAIN PACIFIC BANK	SCHEDULE B RETAINAGE FOR R9622	3,065.41
P91706	00182686	KRAZAN & ASSOCIATES INC	CONSTRUCTION TESTING & INSPECT	160.00
<i>Org Key: WG104R - Thrift Shop Repairs</i>				
P91095	00182710	PACIFIC MODULAR	RETAINAGE	750.00
<i>Org Key: WG110T - Computer Equip Replacements</i>				
P91771	00182733	SYSTEMS FOR PUBLIC SAFETY INC	Car 489 New MDC Installation L	787.63
<i>Org Key: WG516T - Disaster Recovery</i>				
P91612	00182739	US BANK C/O SYNCHRONOUS TECH	MICEC Dis Rec Switch - J9995A	6,936.47
P91612	00182739	US BANK C/O SYNCHRONOUS TECH	MICEC Dis Rec Switch - J9986A	5,201.99
P91612	00182739	US BANK C/O SYNCHRONOUS TECH	MICEC Dis Rec Switch - J9990A	2,890.08
P91741	00182652	CDW GOVERNMENT INC	Server Rack UPS	2,582.69
P91612	00182739	US BANK C/O SYNCHRONOUS TECH	MICEC Dis Rec Switch - J9827A	1,806.03
P91612	00182739	US BANK C/O SYNCHRONOUS TECH	MICEC Dis Rec Switch - J9829A	1,776.40
P91612	00182739	US BANK C/O SYNCHRONOUS TECH	MICEC Dis Rec Switch - J9821A	1,945.31
P91742	00182663	DELL MARKETING L.P.	KMM for MICEC Server Rack	1,078.10
P91741	00182652	CDW GOVERNMENT INC	KVM Switch	480.45
P91741	00182652	CDW GOVERNMENT INC	Network Cables	361.09
P91741	00182652	CDW GOVERNMENT INC	Server Network Cables	65.26
<i>Org Key: WG550R - Fuel Clean Up</i>				
P85591	00182675	GOLDER ASSOCIATES INC	FUEL CLEAN UP	2,201.66
<i>Org Key: WP122R - Vegetation Management</i>				
P87128	00182641	APPLIED ECOLOGY LLC	2015-2016 Open Space Vegetatio	6,583.50
P87160	00182641	APPLIED ECOLOGY LLC	2015-2016 Open Space Vegetatio	1,123.38
P87129	00182641	APPLIED ECOLOGY LLC	2015-2016 Open Space Vegetatio	1,097.25
P87124	00182641	APPLIED ECOLOGY LLC	2015-2016 Open Space Vegetatio	1,097.25
P87126	00182641	APPLIED ECOLOGY LLC	2015-2016 Open Space Vegetatio	1,097.25
P87123	00182641	APPLIED ECOLOGY LLC	2015-2016 Open Space Vegetatio	770.17
	00182672	FRAPPIER, KIMBERLY	FORESTRY SUPPLIES	81.15
<i>Org Key: WP503R - Luther Burbank Pk Major Impvt</i>				
P90640	00182707	OAC SERVICES INC	Pier Repair Engineering Servic	2,825.00
<i>Org Key: WP506R - Swim Beach Repairs</i>				
P90640	00182707	OAC SERVICES INC	Pier Repair Engineering Servic	450.00
<i>Org Key: WP720R - Recurring Park Projects</i>				

Accounts Payable Report by GL Key

PO #	Check #	Vendor:	Transaction Description	Check Amount
P91758	00182705	NEW FINISHES INC	SAND BLAST, PRIME & POWDER COA	493.20
<i>Org Key: WR120S - ICW Phase 2</i>				
P91691	00182728	SOUND PUBLISHING INC	Ntc: Bids ICW Resurfacing Phas	192.11
<i>Org Key: WS512R - Sewer Repair at Sub-Basin 27</i>				
P85542	00182647	BLUELINE GROUP	SUB BASIN 27A.9 SEWER & DRAINA	6,434.25
<i>Org Key: WW526R - Madrona Crest West Water Sys</i>				
P90890	00182735	THOMCO CONSTRUCTION INC	SCHEDULE A WATER SYSTEM	152,096.20
P90891	00182703	MOUNTAIN PACIFIC BANK	SCHEDULE A RETAINAGE FOR R9622	7,277.33
P91706	00182686	KRAZAN & ASSOCIATES INC	CONSTRUCTION TESTING & INSPECT	1,170.00
<i>Org Key: XG300R - Fire Station 92 Replacement</i>				
P90163	00182750	WETHERHOLT AND ASSOCIATES INC	FS 92 ROOF INSPECTION SERVICE	434.60
<i>Org Key: XP710R - Luther Burbank Minor Improvemnt</i>				
P91678	00182698	MAX-R	GREEN MINI MESSAGE CENTERS	645.52
<i>Org Key: XW540R - Water Contamination Response</i>				
P89617	00182677	HDR ENGINEERING INC	BOOSTER CHLORINATION STATION	5,024.13
<i>Org Key: YF1100 - YFS General Services</i>				
P91723	00182695	LITHO CRAFT	Print/production of Here to He	5,768.49
P91723	00182695	LITHO CRAFT	Design work for HTH production	825.00
<i>Org Key: YF1200 - Thrift Shop</i>				
	00182717	PUGET SOUND ENERGY	ENERGY USE JULY 2016	591.08
P91753	00182690	L & I ELEVATOR SECTION	ELEVATOR OPERATING PERMITS	198.10
P91748	00182702	MORRIS-HANSEN ENT INC	THRIFT STORE WINDOW CLEANING	116.00
P91757	00182714	PLATT ELECTRIC	THRIFT STORE BOLLARD LIGHT REP	48.54
<i>Org Key: YF2300 - VOICE Program</i>				
P91600	00182713	PEOPLE LIKE US INC	Service/screening for "People	350.00
<i>Org Key: YF2600 - Family Assistance</i>				
P91724	00182688	KUMON MATH & READING CENTER	Camperships for EA clients (HS	300.00
<i>Org Key: YF2800 - Fed Drug Free Communities Gran</i>				
P91725	00182748	WASAVP	Annual membership dues	250.00
Total				444,070.23

CERTIFICATION OF CLAIMS

I, the undersigned, do hereby certify under penalty of perjury that the materials have been furnished, the services rendered, or the labor performed as described herein, that any advance payment is due and payable pursuant to a contract or is available as an option for full or partial fulfillment of a contractual obligation, and that the claim is a just, due and unpaid obligation against the City of Mercer Island, and that I am authorized to authenticate and certify to said claim.

Charles L. Corder

Finance Director

I, the undersigned, do hereby certify that the City Council has reviewed the documentation supporting claims paid and approved all checks or warrants issued in payment of claims.

Mayor

Date

<u>Report</u>	<u>Warrants</u>	<u>Date</u>	<u>Amount</u>
Check Register	182753-182812	08/08/16	\$ 519,488.75
			\$ 519,488.75

Accounts Payable Report by Check Number

Check No	Check Date	Vendor Name/Description	PO #	Invoice #	Invoice Date	Check Amount
00182753	08/08/2016	ALBERTS, TOM Sound system rental for Summer	P91818	OH006921	08/04/2016	300.00
00182754	08/08/2016	CADMAN INC 5/8"-MINUS ROCK (66.77 TONS)	P91766	5400261	07/07/2016	1,458.61
00182755	08/08/2016	CAMDEN GARDENS 2016 Aljoia & Aubrey Davis Par	P89438	58974	08/01/2016	410.63
00182756	08/08/2016	CASCADE ELITE GYMNASTICS Instruction services for Gymna	P91805	16050/16051	08/03/2016	2,214.80
00182757	08/08/2016	CENTURYLINK PHONE USE JULY 2016		OH006904	07/29/2016	103.51
00182758	08/08/2016	CERTIFIED LABORATORIES INVENTORY PURCHASES	P91773	2397061	07/27/2016	226.91
00182759	08/08/2016	CHAPTER 13 TRUSTEE PAYROLL EARLY WARRANTS		OH006907	08/05/2016	1,331.00
00182760	08/08/2016	CODE PUBLISHING CO MICC Web Hosting 8/16-8/17	P91820	53922	08/01/2016	350.00
00182761	08/08/2016	COMPLETE OFFICE OFFICE SUPPLIES		OH006910	07/31/2016	2,360.90
00182762	08/08/2016	DATAQUEST LLC Background check R. Proebsting	P91770	CMIPARKS20160731	07/31/2016	180.50
00182763	08/08/2016	EVERSON'S ECONO-VAC INC POLICE CARPORT HOLE DIGGING	P91815	077694	06/30/2016	3,829.20
00182764	08/08/2016	EXCEL SUPPLY COMPANY INVENTORY PURCHASES	P91765	80548	07/27/2016	377.19
00182765	08/08/2016	FERGUSON ENTERPRISES INC INVENTORY PURCHASES	P91797	0517390	07/26/2016	681.32
00182766	08/08/2016	GOODSELL POWER EQUIPMENT HEDGE TRIMMER & TRIMMER LINE	P91794	702188	07/26/2016	631.56
00182767	08/08/2016	GRAINGER INVENTORY PURCHASES	P91796	9181208175	07/28/2016	222.61
00182768	08/08/2016	HACH COMPANY DPD FREE CHLORINE, 10-ML POWDE	P91768	10035513	07/26/2016	212.20
00182769	08/08/2016	HOME DEPOT CREDIT SERVICE PVC FITTINGS	P91783	0297728081108	07/29/2016	132.74
00182770	08/08/2016	HONEYWELL, MATTHEW V Professional Services - Invoic	P91799	927	08/02/2016	300.00
00182771	08/08/2016	HORIZON Fertilizer	P91648	35085875	07/28/2016	1,048.57
00182772	08/08/2016	JOHNSON, CURTIS FRLEOFF1 Retiree Medical Expen	P91843	OH006922	08/08/2016	66.00
00182773	08/08/2016	KENT FINANCE, CITY OF Annual contract for Westaf/Sh	P91807	RI40180	07/21/2016	500.00
00182774	08/08/2016	KING COUNTY FINANCE MONTHLY SEWER JAN-DEC 2016	P89275	30014446	08/01/2016	370,410.39
00182775	08/08/2016	KING COUNTY FINANCE SUPPLEMENTAL DELIVERABLES & PR	P91813	15S105A	07/28/2016	8,124.75
00182776	08/08/2016	KING COUNTY FINANCE King Co. Jail-14 days (reimb)	P91688	3001464	07/19/2016	1,588.51
00182777	08/08/2016	KUNOVSKY, ALAN M OVERPAYMENT REFUND		OH006916	08/05/2016	2,106.43
00182778	08/08/2016	LEADSONLINE.COM Annual subscription renewal	P91418	237079	07/01/2016	1,908.00

Accounts Payable Report by Check Number

Check No	Check Date	Vendor Name/Description	PO #	Invoice #	Invoice Date	Check Amount
00182779	08/08/2016	LEAGUE OF OREGON CITIES City Manager Advertisement Inv	P91845	17657	06/28/2016	80.00
00182780	08/08/2016	LEGEND DATA SYSTEMS INC Passports - Gruger/Pearson	P91829	112812	07/28/2016	99.49
00182781	08/08/2016	MI EMPLOYEES ASSOC PAYROLL EARLY WARRANTS		OH006905	08/05/2016	127.50
00182782	08/08/2016	MI UTILITY BILLS PAYMENT OF UTILITY BILLS FOR W	P91817	OH006913	07/31/2016	23,850.99
00182783	08/08/2016	MOBERLY AND ROBERTS Professional Services - Invoic	P91821	619	08/01/2016	6,000.00
00182784	08/08/2016	MORRIS, CLINTON E CHENOWETH TRIAL PARKING		OH006912	08/01/2016	127.24
00182785	08/08/2016	MORRIS-HANSEN ENT INC CITY HALL & MAINT WINDOW CLEAN	P91814	49775	07/08/2016	2,990.00
00182786	08/08/2016	MOUNTAINS TO SOUND 2015-2016 Volunteer recruitmen	P85920	6	06/30/2016	3,823.50
00182787	08/08/2016	NORTH COAST MOVING & Storage-Historical Society	P91804	14185	08/02/2016	1,288.44
00182788	08/08/2016	O'REILLY AUTOMOTIVE INC Misc Apparatus Parts	P91833	OH006920	07/28/2016	79.01
00182789	08/08/2016	ORMSBY, ANNA TEST TRANSACTION		OH006917	08/05/2016	11.00
00182790	08/08/2016	PACIFIC FITNESS PRODUCTS LLC MICEC Exercise Equipment Repla	P90912	21386	07/22/2016	55,577.82
00182791	08/08/2016	PACIFIC MODULAR CITY HALL CARPET CLEANING	P91816	2105	04/29/2016	2,656.00
00182792	08/08/2016	PRITCHARD, JOHN K ICE FOR NATIONAL NIGHT OUT		OH006918	08/08/2016	25.90
00182793	08/08/2016	PUGET SOUND ENERGY ENERGY USE AUGUST 2016		OH006919	08/01/2016	3,589.12
00182794	08/08/2016	RELX INC DBA LEXISNEXIS Library Subscriptions - Invoic	P91800	3090604925	07/31/2016	300.88
00182795	08/08/2016	RICOH USA INC Cost Per Copy/Fire	P91830	5043566394	07/25/2016	141.57
00182796	08/08/2016	SAIL SAND POINT Instruction services for Saili	P91810	16056/16055	08/04/2016	3,562.65
00182797	08/08/2016	SCHOENTRUP, WILLIAM FRLEOFF1 Retiree Medical Expen	P91812	OH006914	08/04/2016	490.59
00182798	08/08/2016	SCHWAB, MARI OVERPAYMENT REFUND		OH006911	08/04/2016	379.76
00182799	08/08/2016	SEA WESTERN INC Exhalation Bar/Valve	P91828	192700	07/14/2016	387.62
00182800	08/08/2016	T2 SYSTEMS CANADA INC 2016 Service Charges for Boat	P89538	INV000001121	07/15/2016	82.13
00182801	08/08/2016	TACOMA SCREW PRODUCTS INC STEEL HEX NUTS	P91718	16176336	07/27/2016	4.99
00182802	08/08/2016	TEC EQUIPMENT INC Parts 8611	P91832	193102S	07/01/2016	393.28
00182803	08/08/2016	TUPPER, CONSTANCE REPLACE WARRANT 182638		OH006908	08/04/2016	11.97
00182804	08/08/2016	UNITED WAY OF KING CO PAYROLL EARLY WARRANTS		OH006906	08/05/2016	110.00

Accounts Payable Report by Check Number

Check No	Check Date	Vendor Name/Description	PO #	Invoice #	Invoice Date	Check Amount
00182805	08/08/2016	VERITIV OPERATING COMPANY INVENTORY PURCHASES	P91798	65522174768	07/28/2016	1,248.15
00182806	08/08/2016	VERIZON WIRELESS Monthly expense for mobile	P89331	9769191026	07/23/2016	40.03
00182807	08/08/2016	WALTER E NELSON CO INVENTORY PURCHASES	P91717	554940	07/27/2016	1,916.52
00182808	08/08/2016	WASHINGTON STATE PATROL Background Checks YFS Voice Pr	P91811	I16007943	06/01/2016	3,048.00
00182809	08/08/2016	WATSON, MARY Instruction services for Mary	P91819	16218/16217	08/04/2016	1,044.40
00182810	08/08/2016	X5 OPCO LLC MONTHLY LONG DISTANCE JAN-DEC	P89271	OH006915	07/31/2016	225.60
00182811	08/08/2016	XEROX CORPORATION 2016 Lease Charges for Color	P89333	085681685	08/01/2016	3,707.64
00182812	08/08/2016	ZEE MEDICAL Quarterly Refill City Hall Inv	P91781	68317494	08/02/2016	990.63
					Total	<u>519,488.75</u>

Accounts Payable Report by GL Key

PO #	Check #	Vendor:	Transaction Description	Check Amount
Org Key: 402000 - Water Fund-Admin Key				
	00182777	KUNOVSKY, ALAN M	OVERPAYMENT REFUND	2,106.43
P91717	00182807	WALTER E NELSON CO	INVENTORY PURCHASES	1,916.52
P91798	00182805	VERITIV OPERATING COMPANY	INVENTORY PURCHASES	1,248.15
P91797	00182765	FERGUSON ENTERPRISES INC	INVENTORY PURCHASES	681.32
	00182798	SCHWAB, MARI	OVERPAYMENT REFUND	379.76
P91765	00182764	EXCEL SUPPLY COMPANY	INVENTORY PURCHASES	377.19
P91796	00182767	GRAINGER	INVENTORY PURCHASES	222.61
P91773	00182758	CERTIFIED LABORATORIES	INVENTORY PURCHASES	226.91
Org Key: 814072 - United Way				
	00182804	UNITED WAY OF KING CO	PAYROLL EARLY WARRANTS	110.00
Org Key: 814074 - Garnishments				
	00182759	CHAPTER 13 TRUSTEE	PAYROLL EARLY WARRANTS	1,331.00
Org Key: 814075 - Mercer Island Emp Association				
	00182781	MI EMPLOYEES ASSOC	PAYROLL EARLY WARRANTS	127.50
Org Key: CA1100 - Administration (CA)				
P91800	00182794	RELX INC DBA LEXISNEXIS	Library Subscriptions - Invoic	300.88
Org Key: CA1200 - Prosecution & Criminal Mngmnt				
P91821	00182783	MOBERLY AND ROBERTS	Professional Services - Invoice	6,000.00
P91799	00182770	HONEYWELL, MATTHEW V	Professional Services - Invoice	300.00
Org Key: CM1200 - City Clerk				
P91820	00182760	CODE PUBLISHING CO	MICC Web Hosting 8/16-8/17	350.00
Org Key: CR1100 - CORe Admin and Human Resources				
	00182761	COMPLETE OFFICE	OFFICE SUPPLIES	286.23
P91780	00182812	ZEE MEDICAL	Quarterly Refill City Hall Inv	127.57
Org Key: DS1100 - Administration (DS)				
	00182761	COMPLETE OFFICE	OFFICE SUPPLIES	301.88
Org Key: DS1300 - Land Use Planning Svc				
P91844	00182762	DATAQUEST LLC	Background check R. Proebsting	51.50
P91844	00182762	DATAQUEST LLC	Background check N. Gaudette	21.50
Org Key: FN1100 - Administration (FN)				
	00182761	COMPLETE OFFICE	OFFICE SUPPLIES	-139.03
Org Key: FR1100 - Administration (FR)				
P91830	00182795	RICOH USA INC	Cost Per Copy/Fire	141.57
Org Key: FR2100 - Fire Operations				
P91832	00182802	TEC EQUIPMENT INC	Parts 8611	393.28
P91828	00182799	SEA WESTERN INC	Exhalation Bar/Valve	387.62
P91829	00182780	LEGEND DATA SYSTEMS INC	Passports - Gruger/Pearson	99.49
P91833	00182788	O'REILLY AUTOMOTIVE INC	Misc Apparatus Parts	79.01
Org Key: GGM001 - General Government-Misc				
P91803	00182812	ZEE MEDICAL	First aid supplies for MICEC	267.07
	00182784	MORRIS, CLINTON E	CHENOWETH TRIAL PARKING	127.24

Accounts Payable Report by GL Key

PO #	Check #	Vendor:	Transaction Description	Check Amount
P91803	00182812	ZEE MEDICAL	First aid supplies for Luther	108.68
P91845	00182779	LEAGUE OF OREGON CITIES	City Manager Advertisement Inv	80.00
P91803	00182812	ZEE MEDICAL	First aid supplies for MICEC	50.81
<i>Org Key: GGM004 - Gen Govt-Office Support</i>				
	00182761	COMPLETE OFFICE	OFFICE SUPPLIES	903.64
P91784	00182811	XEROX CORPORATION	CM'S COPY 6/21-7/21/16	725.06
P91784	00182811	XEROX CORPORATION	MAIL ROOM COPY CHARGES 6/21-7/	505.71
	00182761	COMPLETE OFFICE	OFFICE SUPPLIES	189.17
P91784	00182811	XEROX CORPORATION	DSG COPY CHARGES 6/21-7/21/16	183.65
	00182761	COMPLETE OFFICE	OFFICE SUPPLIES	145.02
	00182761	COMPLETE OFFICE	OFFICE SUPPLIES	138.43
<i>Org Key: GGM005 - Genera Govt-L1 Retiree Costs</i>				
P91812	00182797	SCHOENTRUP, WILLIAM	FRLEOFF1 Retiree Medical Expen	490.59
P91843	00182772	JOHNSON, CURTIS	FRLEOFF1 Retiree Medical Expen	66.00
<i>Org Key: IS2100 - IGS Network Administration</i>				
P89271	00182810	X5 OPCO LLC	MONTHLY LONG DISTANCE JAN-DEC	225.60
	00182757	CENTURYLINK	PHONE USE JULY 2016	103.51
<i>Org Key: MT2100 - Roadway Maintenance</i>				
	00182793	PUGET SOUND ENERGY	ENERGY USE AUGUST 2016	3,589.12
P91783	00182769	HOME DEPOT CREDIT SERVICE	PVC FITTINGS	132.74
P91781	00182812	ZEE MEDICAL	FIRST AID SUPPLIES	10.44
<i>Org Key: MT2200 - Vegetation Maintenance</i>				
P91781	00182812	ZEE MEDICAL	FIRST AID SUPPLIES	10.44
<i>Org Key: MT2300 - Planter Bed Maintenance</i>				
P91817	00182782	MI UTILITY BILLS	PAYMENT OF UTILITY BILLS FOR W	792.15
P91781	00182812	ZEE MEDICAL	FIRST AID SUPPLIES	8.95
<i>Org Key: MT3000 - Water Service Upsizes and New</i>				
P91766	00182754	CADMAN INC	5/8"-MINUS ROCK (66.77 TONS)	204.21
<i>Org Key: MT3100 - Water Distribution</i>				
P91817	00182782	MI UTILITY BILLS	PAYMENT OF UTILITY BILLS FOR W	1,478.90
P91766	00182754	CADMAN INC	5/8"-MINUS ROCK (66.77 TONS)	204.19
P91768	00182768	HACH COMPANY	DPD FREE CHLORINE, 10-ML POWDE	212.20
P91781	00182812	ZEE MEDICAL	FIRST AID SUPPLIES	10.44
<i>Org Key: MT3200 - Water Pumps</i>				
P91781	00182812	ZEE MEDICAL	FIRST AID SUPPLIES	8.95
<i>Org Key: MT3400 - Sewer Collection</i>				
P91817	00182782	MI UTILITY BILLS	PAYMENT OF UTILITY BILLS FOR W	916.65
P91781	00182812	ZEE MEDICAL	FIRST AID SUPPLIES	10.44
<i>Org Key: MT3500 - Sewer Pumps</i>				
P91817	00182782	MI UTILITY BILLS	PAYMENT OF UTILITY BILLS FOR W	246.65
P91781	00182812	ZEE MEDICAL	FIRST AID SUPPLIES	10.44
<i>Org Key: MT3800 - Storm Drainage</i>				
P91817	00182782	MI UTILITY BILLS	PAYMENT OF UTILITY BILLS FOR W	211.68

Accounts Payable Report by GL Key

PO #	Check #	Vendor:	Transaction Description	Check Amount
P91781	00182812	ZEE MEDICAL	FIRST AID SUPPLIES	10.44
<i>Org Key: MT4200 - Building Services</i>				
P91817	00182782	MI UTILITY BILLS	PAYMENT OF UTILITY BILLS FOR W	11,355.88
P91816	00182791	PACIFIC MODULAR	CITY HALL CARPET CLEANING	2,656.00
P91801	00182785	MORRIS-HANSEN ENT INC	CITY HALL & MAINT WINDOW CLEAN	957.00
P91802	00182785	MORRIS-HANSEN ENT INC	FS92 WINDOW CLEANING	920.00
P91781	00182812	ZEE MEDICAL	FIRST AID SUPPLIES	8.95
<i>Org Key: MT4300 - Fleet Services</i>				
P91781	00182812	ZEE MEDICAL	FIRE EXTINGUISHERS	287.44
P91781	00182812	ZEE MEDICAL	FIRST AID SUPPLIES	8.95
<i>Org Key: MT4420 - Transportation Planner Eng</i>				
P91844	00182762	DATAQUEST LLC	Background check C. Nelson	21.50
<i>Org Key: MT4502 - Sewer Administration</i>				
P89275	00182774	KING COUNTY FINANCE	MONTHLY SEWER JAN-DEC 2016	370,410.39
<i>Org Key: MTBE01 - Maint of Medians & Planters</i>				
P91817	00182782	MI UTILITY BILLS	PAYMENT OF UTILITY BILLS FOR W	485.33
<i>Org Key: PO1100 - Administration (PO)</i>				
	00182761	COMPLETE OFFICE	OFFICE SUPPLIES	109.50
<i>Org Key: PO1350 - Police Emergency Management</i>				
	00182792	PRITCHARD, JOHN K	ICE FOR NATIONAL NIGHT OUT	25.90
<i>Org Key: PO1700 - Records and Property</i>				
P91786	00182811	XEROX CORPORATION	Records copier	300.13
P91786	00182811	XEROX CORPORATION	Admin copier	206.61
<i>Org Key: PO1800 - Contract Dispatch Police</i>				
P91418	00182778	LEADSONLINE.COM	Annual subscription renewal	1,908.00
<i>Org Key: PO1900 - Jail/Home Monitoring</i>				
P91688	00182776	KING COUNTY FINANCE	King Co. Jail-14 days (reimb)	1,588.51
<i>Org Key: PR0000 - Parks & Recreation-Revenue</i>				
	00182789	ORMSBY, ANNA	TEST TRANSACTION	11.00
<i>Org Key: PR1100 - Administration (PR)</i>				
	00182761	COMPLETE OFFICE	OFFICE SUPPLIES	298.22
P89392	00182811	XEROX CORPORATION	Use charges for 6/21/16 to 7/2	253.70
P89392	00182811	XEROX CORPORATION	2016 Lease Charges for Color	160.26
P89333	00182811	XEROX CORPORATION	2016 Lease Charges for Upstair	143.64
P89333	00182811	XEROX CORPORATION	Use charges for 6/21/16 to 7/2	23.47
<i>Org Key: PR2101 - Youth and Teen Camps</i>				
P91805	00182756	CASCADE ELITE GYMNASTICS	Instruction services for Gymna	1,185.80
P91805	00182756	CASCADE ELITE GYMNASTICS	Instruction services for Gymna	1,029.00
P91819	00182809	WATSON, MARY	Instruction services for Mary	574.00
P91819	00182809	WATSON, MARY	Instruction services for Mary	470.40
<i>Org Key: PR2103 - Aquatics Programs</i>				

Accounts Payable Report by GL Key

PO #	Check #	Vendor:	Transaction Description	Check Amount
P91810	00182796	SAIL SAND POINT	Instruction services for Saili	1,866.15
P91810	00182796	SAIL SAND POINT	Instruction services for Saili	1,696.50
<i>Org Key: PR3500 - Senior Services</i>				
P91770	00182762	DATAQUEST LLC	Background checks for DI, SS,	64.50
	00182803	TUPPER, CONSTANCE	REPLACE WARRANT 182638	11.97
<i>Org Key: PR4100 - Community Center</i>				
P91817	00182782	MI UTILITY BILLS	PAYMENT OF UTILITY BILLS FOR W	7,692.43
P91814	00182785	MORRIS-HANSEN ENT INC	WINDOW CLEANING CCMV	1,113.00
P89332	00182811	XEROX CORPORATION	Use charges for 6/21/16 to 7/2	332.78
P89332	00182811	XEROX CORPORATION	2016 Lease Charges for MICEC C	311.12
	00182761	COMPLETE OFFICE	OFFICE SUPPLIES	49.24
<i>Org Key: PR5900 - Summer Celebration</i>				
P91818	00182753	ALBERTS, TOM	Sound system rental for Summer	300.00
<i>Org Key: PR6100 - Park Maintenance</i>				
P91781	00182812	ZEE MEDICAL	FIRST AID SUPPLIES	10.44
P91718	00182801	TACOMA SCREW PRODUCTS INC	STEEL HEX NUTS	4.99
<i>Org Key: PR6200 - Athletic Field Maintenance</i>				
P91648	00182771	HORIZON	Fertilizer	346.03
P91781	00182812	ZEE MEDICAL	FIRST AID SUPPLIES	10.44
<i>Org Key: PR6500 - Luther Burbank Park Maint.</i>				
P91766	00182754	CADMAN INC	5/8"-MINUS ROCK (66.77 TONS)	175.04
P91770	00182762	DATAQUEST LLC	Background checks for DI, SS,	21.50
P91781	00182812	ZEE MEDICAL	FIRST AID SUPPLIES	10.44
<i>Org Key: PR6600 - Park Maint-School Related</i>				
P91648	00182771	HORIZON	Fertilizer	356.51
P91781	00182812	ZEE MEDICAL	FIRST AID SUPPLIES	8.95
<i>Org Key: PR6700 - I90 Park Maintenance</i>				
P91795	00182766	GOODSELL POWER EQUIPMENT	HEDGE TRIMMER & TRIMMER LINE	567.16
P89438	00182755	CAMDEN GARDENS	2016 Aljoya & Aubrey Davis Par	410.63
P91648	00182771	HORIZON	Fertilizer	346.03
P89538	00182800	T2 SYSTEMS CANADA INC	2016 Service Charges for Boat	82.13
P91781	00182812	ZEE MEDICAL	FIRST AID SUPPLIES	10.35
<i>Org Key: PR6800 - Trails Maintenance</i>				
P91794	00182766	GOODSELL POWER EQUIPMENT	REPAIR CHAINSAW	64.40
<i>Org Key: WG101S - EOC Dedicated Space</i>				
P91804	00182787	NORTH COAST MOVING &	Storage-Historical Society	1,288.44
<i>Org Key: WG141E - MICEC Equipment Replacement</i>				
P90912	00182790	PACIFIC FITNESS PRODUCTS LLC	MICEC Exercise Equipment Repla	55,577.82
<i>Org Key: WG920T - High Accuracy Orthophotos</i>				
P91813	00182775	KING COUNTY FINANCE	SUPPLEMENTAL DELIVERABLES & PR	8,124.75
<i>Org Key: WPI22R - Vegetation Management</i>				
P85920	00182786	MOUNTAINS TO SOUND	2015-2016 Volunteer recruitmen	3,823.50

Accounts Payable Report by GL Key

PO #	Check #	Vendor:	Transaction Description	Check Amount
<i>Org Key: XG701R - Roof Extension for Patrol Veh</i>				
P91815	00182763	EVERSON'S ECONO-VAC INC	POLICE CARPORT HOLE DIGGING	3,829.20
<i>Org Key: XP520R - Recreational Trail Connections</i>				
P91766	00182754	CADMAN INC	5/8"-MINUS ROCK (66.77 TONS)	875.17
<i>Org Key: YF1100 - YFS General Services</i>				
P91807	00182773	KENT FINANCE, CITY OF	Annual contract for Westaf/Sh	500.00
P89392	00182811	XEROX CORPORATION	Use charges for 6/21/16 to 7/2	225.98
P89369	00182811	XEROX CORPORATION	Lease charges for Xerox 255 (L	175.27
P89392	00182811	XEROX CORPORATION	2016 Lease Charges for Color	160.26
	00182761	COMPLETE OFFICE	OFFICE SUPPLIES	78.60
P91811	00182808	WASHINGTON STATE PATROL	Background Checks for YFS Invo	60.00
P89331	00182806	VERIZON WIRELESS	Monthly expense for mobile	40.03
<i>Org Key: YF1200 - Thrift Shop</i>				
P91817	00182782	MI UTILITY BILLS	PAYMENT OF UTILITY BILLS FOR W	671.32
<i>Org Key: YF2300 - VOICE Program</i>				
P91842	00182808	WASHINGTON STATE PATROL	Background Checks YFS Voice Pr	2,988.00
Total				519,488.75

CERTIFICATION OF CLAIMS

I, the undersigned, do hereby certify under penalty of perjury that the materials have been furnished, the services rendered, or the labor performed as described herein, that any advance payment is due and payable pursuant to a contract or is available as an option for full or partial fulfillment of a contractual obligation, and that the claim is a just, due and unpaid obligation against the City of Mercer Island, and that I am authorized to authenticate and certify to said claim.

Charles L. Corder

Finance Director

I, the undersigned, do hereby certify that the City Council has reviewed the documentation supporting claims paid and approved all checks or warrants issued in payment of claims.

Mayor

Date

<u>Report</u>	<u>Warrants</u>	<u>Date</u>	<u>Amount</u>
Check Register	182813-182929	08/25/16	\$ 145,486.05
			\$ 145,486.05

Accounts Payable Report by Check Number

Check No	Check Date	Vendor Name/Description	PO #	Invoice #	Invoice Date	Check Amount
00182813	08/08/2016	CENTURYLINK ENERGY USE AUG 2016		OH006925	08/01/2016	956.01
00182814	08/08/2016	CESSCO INVENTORY PURCHASES	P91822	5493	07/28/2016	270.48
00182815	08/08/2016	EPSCA MONTHLY RADIO ACCESS FEES 44 R	P89334	8640	08/01/2016	4,696.50
00182816	08/08/2016	EPSCA MONTHLY RADIO ACCESS FEES 44 R	P89334	8546	05/01/2016	1,111.00
00182817	08/08/2016	GRAINGER INVENTORY PURCHASES	P91835	9183448910	08/01/2016	182.47
00182818	08/08/2016	H D FOWLER INVENTORY PURCHASES	P91808	I4285509	07/29/2016	3,252.71
00182819	08/08/2016	KUNOVSKY, SHARI REPLACE WARRANT 185777		OH006923	08/08/2016	2,106.43
00182820	08/08/2016	M & M BALLOON CO Helium refills for MICEC	P89715	28922	08/01/2016	20.81
00182821	08/08/2016	MI HARDWARE - MAINT MISC. HARDWARE FOR THE MONTH O	P91827	OH006928	07/31/2016	456.98
00182822	08/08/2016	MI HARDWARE - ROW MISC. HARDWARE FOR THE MONTH O	P91825	OH006926	07/31/2016	109.82
00182823	08/08/2016	MI HARDWARE - UTILITY MISC. HARDWARE FOR THE MONTH O	P91826	OH006927	07/31/2016	50.66
00182824	08/08/2016	STEWART, LISA C PER DIEM REIMB CADCA TRAINING		OH006924	08/04/2016	252.60
00182825	08/08/2016	WESTERN EQUIPMENT DISTRIBUTORS 64) TINES	P91824	800904500	07/28/2016	375.79
00182826	08/25/2016	ABBOTT, RICHARD LEOFF1 Medicare Reimb		SEPT2016B	08/11/2016	104.90
00182827	08/25/2016	ADAMS, RONALD E LEOFF1 Medicare Reimb		SEPT2016B	08/11/2016	104.90
00182828	08/25/2016	AS YOU WISH ELECTRIC PERMIT REFUND		1607208	08/09/2016	95.20
00182829	08/25/2016	AUGUSTSON, THOR LEOFF1 Medicare Reimb		SEPT2016B	08/11/2016	104.90
00182830	08/25/2016	AWC AUGUST 2016		OH006931	08/11/2016	354.30
00182831	08/25/2016	AWC September 2016 COBRA J. Maggar	P89549	OH006934	08/22/2016	790.77
00182832	08/25/2016	BARNES, WILLIAM LEOFF1 Medicare Reimb		SEPT2016A	08/11/2016	1,729.25
00182833	08/25/2016	BEST BUILT INC DUPLICATE PERMIT REFUND		1607277	08/09/2016	95.20
00182834	08/25/2016	BOOTH, GLENDON D LEOFF1 Medicare Reimb		SEPT2016B	08/11/2016	104.90
00182835	08/25/2016	BURNS, LESLIE MILEAGE EXPENSE		OH006953	08/08/2016	108.78
00182836	08/25/2016	CALLAGHAN, MICHAEL LEOFF1 Medicare Reimb		SEPT2016B	08/11/2016	104.90
00182837	08/25/2016	CARLSON, LARRY QTRLY LEOFF1 Medicare Reimb		SEPT-NOV	08/22/2016	365.40
00182838	08/25/2016	CENTURYLINK PHONE USE AUG2016		OH006932	07/20/2016	1,511.79

Accounts Payable Report by Check Number

Check No	Check Date	Vendor Name/Description	PO #	Invoice #	Invoice Date	Check Amount
00182839	08/25/2016	CHAPTER 13 TRUSTEE PAYROLL EARLY WARRANTS		19AUG2016	08/19/2016	1,331.00
00182840	08/25/2016	CLOTH TATTOO PE Gear	P91973	449040	07/14/2016	1,179.86
00182841	08/25/2016	COOPER, ROBERT LEOFF1 Excess Benefit		SEPT2016A	08/11/2016	1,528.26
00182842	08/25/2016	CORDER, CHARLES FLEX SPEND REIMB		19AUG16	08/19/2016	1,326.58
00182843	08/25/2016	CORK, TAMBI A PARKING FEES		OH006946	08/18/2016	65.92
00182844	08/25/2016	DALY, RYAN FLEX SPEND REIMB		19AUG16	08/19/2016	500.00
00182845	08/25/2016	DEEDS, EDWARD G LEOFF1 Medicare Reimb		SEPT2016B	08/11/2016	104.90
00182846	08/25/2016	DERR, TIMOTHY PER DIEM REIMB		OH006938	08/18/2016	194.50
00182847	08/25/2016	DEVENY, JAN P LEOFF1 Medicare Reimb		SEPT2016B	08/11/2016	104.90
00182848	08/25/2016	DOWD, PAUL LEOFF1 Medicare Reimb		SEPT2016B	08/11/2016	104.90
00182849	08/25/2016	ELKAY SERVICES PERMIT REFUND		1607039	08/09/2016	95.20
00182850	08/25/2016	ELSOE, RONALD LEOFF1 Medicare Reimb		SEPT2016B	08/11/2016	104.90
00182851	08/25/2016	EVERGREEN HOME HEATING & ENGY PERMIT REFUND		1607123	08/09/2016	95.20
00182852	08/25/2016	FORSMAN, LOWELL LEOFF1 Medicare Reimb		SEPT2016B	08/11/2016	104.90
00182853	08/25/2016	FRANKLIN, JENNIFER D CONFERENCE EXPENSES		OH006954	08/08/2016	397.51
00182854	08/25/2016	GOODMAN, J C LEOFF1 Medicare Reimb		SEPT2016B	08/11/2016	104.90
00182855	08/25/2016	GROUP HEALTH COOPERATIVE New Hire Testing/Pearson	P91974	70010465	07/01/2016	721.00
00182856	08/25/2016	HAGSTROM, JAMES LEOFF1 Medicare Reimb		SEPT2016B	08/11/2016	146.90
00182857	08/25/2016	HARB, SAM MILEAGE EXPENSE		OH006940	08/09/2016	22.57
00182858	08/25/2016	HORSCHMAN, BRENT FLEX SPEND REIMB		5AUG16	08/05/2016	384.62
00182859	08/25/2016	JOHNSON, CURTIS LEOFF1 Medicare Reimb		SEPT2016A	08/11/2016	998.11
00182860	08/25/2016	KELLEY, CHRIS M MILEAGE EXPENSES		OH006950	08/12/2016	60.59
00182861	08/25/2016	KUHN, DAVID LEOFF1 Medicare Reimb		SEPT2016B	08/11/2016	104.90
00182862	08/25/2016	LACY, ALAN P LEOFF1 Medicare Reimb		SEPT2016B	08/11/2016	104.90
00182863	08/25/2016	LANG, DAVID OVERPAYMENT REFUND		OH006955	08/09/2016	307.35
00182864	08/25/2016	LEE, WALLACE LEOFF1 Medicare Reimb		SEPT2016B	08/11/2016	104.90

Accounts Payable Report by Check Number

Check No	Check Date	Vendor Name/Description	PO #	Invoice #	Invoice Date	Check Amount
00182865	08/25/2016	LEOFF HEALTH & WELFARE TRUST SEPT2016 FIRE RETIREES		OH006929	08/23/2016	59,340.74
00182866	08/25/2016	LEOPOLD, FREDERIC LEOFF1 Medicare Reimb		SEPT2016B	08/11/2016	146.90
00182867	08/25/2016	LOISEAU, LERI M LEOFF1 Medicare Reimb		SEPT2016B	08/11/2016	104.90
00182868	08/25/2016	LYONS, STEVEN LEOFF1 Medicare Reimb		SEPT2016B	08/11/2016	135.60
00182869	08/25/2016	MANRIQUEZ, CHERYL R PER DIEM REIMB		OH006947	07/21/2016	282.60
00182870	08/25/2016	MI EMPLOYEES ASSOC PAYROLL EARLY WARRANTS		19AUG2016	08/19/2016	127.50
00182871	08/25/2016	MILESTONE NW PERMIT REFUND		DEV15041	08/10/2016	731.20
00182872	08/25/2016	MM COMFORT SYSTEM PERMIT REFUND		1606108	08/09/2016	190.40
00182873	08/25/2016	MORRIS, CLINTON E FLEX SPEND REIMB		5AUG16	08/05/2016	499.74
00182874	08/25/2016	MYERS, JAMES S LEOFF1 Medicare Reimb		SEPT2016B	08/11/2016	104.90
00182875	08/25/2016	OLSON INVESTMENTS FLASHDRIVE FOR FS92 PICTURES		OH006945	08/18/2016	32.51
00182876	08/25/2016	PARR, RYAN PER DIEM REIMB		OH006949	08/11/2016	268.93
00182877	08/25/2016	PETTY CASH FUND YOUTH SERVICES PETTY CASH REIMBURSEMENT		OH006935	08/15/2016	122.78
00182878	08/25/2016	PHILEN, SUZANNE VOLUNTEER REFRESHMENTS		OH006943	08/16/2016	55.35
00182879	08/25/2016	POLICE ASSOCIATION PAYROLL EARLY WARRANTS		19AUG2016	08/19/2016	2,510.20
00182880	08/25/2016	POTTERF, MARK SHIRTS/BOOT		OH006942	08/15/2016	464.68
00182881	08/25/2016	PROVOST, ALAN LEOFF1 Excess Benefit		SEPT2016A	08/11/2016	1,414.06
00182882	08/25/2016	PUGET SOUND ENERGY ENERGY USE AUG 2016		OH006933	08/08/2016	3,749.32
00182883	08/25/2016	QUICK RESPONSE LLC Armor Vest Carry Bags (To Be	P91239	758	07/10/2016	328.50
00182884	08/25/2016	QUINN, THOMAS FLEX SPEND REIMB		5AUG16	08/05/2016	306.43
00182885	08/25/2016	RAMSAY, JON LEOFF1 Medicare Reimb		SEPT2016A	08/11/2016	572.89
00182886	08/25/2016	ROSTOV, HERSCHEL P FLEX SPEND REIMB		5AUG16	08/05/2016	822.00
00182887	08/25/2016	RUCKER, MANORD J LEOFF1 Medicare Reimb		SEPT2016B	08/11/2016	121.80
00182888	08/25/2016	SANDINE, ASEA FLEX SPEND REIMB		19AUG16	08/19/2016	384.62
00182889	08/25/2016	SCHOENTRUP, WILLIAM LEOFF1 Medicare Reimb		SEPT2016A	08/11/2016	1,439.01
00182890	08/25/2016	SCHUCK, CHRISTINA FLEX SPEND REIMB		5AUG16	08/05/2016	169.00

Accounts Payable Report by Check Number

Check No	Check Date	Vendor Name/Description	PO #	Invoice #	Invoice Date	Check Amount
00182891	08/25/2016	SEIFERT, MIKE BIKE PATROL/CDU HELMET		OH006937	08/18/2016	359.24
00182892	08/25/2016	SMITH, RICHARD LEOFF1 Medicare Reimb		SEPT2016B	08/11/2016	170.50
00182893	08/25/2016	SOLOMON, MEARA FLEX SPEND REIMB		19AUG16	08/19/2016	384.62
00182894	08/25/2016	SPIETZ, ALLISON FLEX SPEND REIMB		5AUG16	08/05/2016	42.87
00182895	08/25/2016	STUCKER, STEPHANIE FLEX SPEND REIMB		5AUG16	08/05/2016	500.00
00182896	08/25/2016	SYSTEMS DESIGN WEST LLC Transport Billing Fees	P91972	MIFD0716	07/25/2016	1,129.99
00182897	08/25/2016	TAKEMURA, STEPHEN M PERMIT REFUND		1504137	08/15/2016	757.30
00182898	08/25/2016	TAWNEY, LAURA FLEX SPEND REIMB		19AUG16	08/19/2016	555.14
00182899	08/25/2016	TAYLOR, KIRSTEN FLEX SPEND REIMB		5AUG16	08/05/2016	1,000.00
00182900	08/25/2016	THOMPSON, JAMES LEOFF1 Medicare Reimb		SEPT2016B	08/11/2016	123.30
00182901	08/25/2016	TONELLA-HOWE, ANNE CONFERENCE EXPENSES		OH006951	08/15/2016	430.20
00182902	08/25/2016	TOOLEY, NORMAN LEOFF1 Medicare Reimb		SEPT2016B	08/11/2016	104.90
00182903	08/25/2016	TUTTLE, LAJUAN FLEX SPEND REIMB		19AUG16	08/19/2016	57.70
00182904	08/25/2016	UNITED WAY OF KING CO PAYROLL EARLY WARRANTS		19AUG2016	08/19/2016	110.00
00182922	08/25/2016	US BANK CORP PAYMENT SYS L2G*DJA-COURT E-COMMRC		2443106620069881	08/08/2016	31,793.71
00182923	08/25/2016	WALLACE, THOMAS LEOFF1 Medicare Reimb		SEPT2016B	08/11/2016	104.90
00182924	08/25/2016	WEGNER, KEN LEOFF1 Medicare Reimb		SEPT2016B	08/11/2016	104.90
00182925	08/25/2016	WHEELER, DENNIS LEOFF1 Medicare Reimb		SEPT2016B	08/11/2016	104.90
00182926	08/25/2016	WILLING, ROBERT MILEAGE EXPENSE		OH006941	08/09/2016	60.48
00182927	08/25/2016	WSCCCE AFSCME AFL-CIO PAYROLL EARLY WARRANTS		19AUG2016	08/19/2016	2,425.10
00182928	08/25/2016	XEROX CORPORATION PRINTER SUPPLIES		230036247	08/02/2016	699.02
00182929	08/25/2016	ZUBER, BETSY TRAINING EXPENSES		OH006948	08/10/2016	324.00
					Total	145,486.05

Accounts Payable Report by GL Key

PO #	Check #	Vendor:	Transaction Description	Check Amount
<i>Org Key: 402000 - Water Fund-Admin Key</i>				
	00182819	KUNOVSKY, SHARI	REPLACE WARRANT 185777	2,106.43
P91809	00182818	H D FOWLER	INVENTORY PURCHASES	1,830.15
	00182863	LANG, DAVID	OVERPAYMENT REFUND	307.35
P91823	00182814	CESSCO	INVENTORY PURCHASES	183.43
P91834	00182817	GRAINGER	INVENTORY PURCHASES	168.81
<i>Org Key: 814072 - United Way</i>				
	00182904	UNITED WAY OF KING CO	PAYROLL EARLY WARRANTS	110.00
<i>Org Key: 814074 - Garnishments</i>				
	00182839	CHAPTER 13 TRUSTEE	PAYROLL EARLY WARRANTS	1,331.00
<i>Org Key: 814075 - Mercer Island Emp Association</i>				
	00182870	MI EMPLOYEES ASSOC	PAYROLL EARLY WARRANTS	127.50
<i>Org Key: 814076 - City & Counties Local 21M</i>				
	00182927	WSCCCE AFSCME AFL-CIO	PAYROLL EARLY WARRANTS	2,425.10
<i>Org Key: 814077 - Police Association</i>				
	00182879	POLICE ASSOCIATION	PAYROLL EARLY WARRANTS	2,510.20
<i>Org Key: 814083 - Vol Life Ins - States West Lif</i>				
	00182830	AWC	AUGUST 2016	354.30
<i>Org Key: CA1100 - Administration (CA)</i>				
	00182928	XEROX CORPORATION	PRINTER SUPPLIES	38.49
	00182922	US BANK CORP PAYMENT SYS	L2G*DJA-COURT E-COMMRC	27.49
	00182922	US BANK CORP PAYMENT SYS	INTERNATIONAL PARKING MAN	7.33
<i>Org Key: CM1100 - Administration (CM)</i>				
	00182922	US BANK CORP PAYMENT SYS	AMAZON MKTPLACE PMTS	445.00
	00182922	US BANK CORP PAYMENT SYS	FS *MAILDEV	99.00
	00182922	US BANK CORP PAYMENT SYS	INTERNATIONAL PARKING MAN	10.99
<i>Org Key: CM1200 - City Clerk</i>				
	00182922	US BANK CORP PAYMENT SYS	INTERNATIONAL INSTITUTE O	100.00
<i>Org Key: CM1400 - Communications</i>				
	00182922	US BANK CORP PAYMENT SYS	ACT*MRSC	25.00
	00182922	US BANK CORP PAYMENT SYS	BACKUPIFY	4.99
<i>Org Key: CO6100 - City Council</i>				
	00182922	US BANK CORP PAYMENT SYS	GOURMONDO CATERING	222.93
	00182922	US BANK CORP PAYMENT SYS	MOS PIZZA - WA	144.45
	00182922	US BANK CORP PAYMENT SYS	CASCADE FRAMES	123.26
	00182922	US BANK CORP PAYMENT SYS	TARGET 00003392	5.98
<i>Org Key: CR1100 - CORe Admin and Human Resources</i>				
	00182922	US BANK CORP PAYMENT SYS	FT2 FUNCTIONAL TRAINER	4,719.00
	00182922	US BANK CORP PAYMENT SYS	AMAZON.COM AMZN.COM/BILL	475.00
	00182922	US BANK CORP PAYMENT SYS	COSTCO WHSE #0008	400.00
	00182922	US BANK CORP PAYMENT SYS	QFC #5828	355.95
	00182922	US BANK CORP PAYMENT SYS	REI #20 REDMOND	300.00

Accounts Payable Report by GL Key

PO #	Check #	Vendor:	Transaction Description	Check Amount
	00182922	US BANK CORP PAYMENT SYS	CRAIGSLIST.ORG	135.00
	00182922	US BANK CORP PAYMENT SYS	CRAIGSLIST.ORG	135.00
	00182922	US BANK CORP PAYMENT SYS	CRAIGSLIST.ORG	90.00
	00182922	US BANK CORP PAYMENT SYS	CRAIGSLIST.ORG	90.00
	00182922	US BANK CORP PAYMENT SYS	JIMMY JOHNS - 2408	59.85
	00182922	US BANK CORP PAYMENT SYS	QFC #5820	50.00
	00182928	XEROX CORPORATION	PRINTER SUPPLIES	11.93
	00182922	US BANK CORP PAYMENT SYS	QFC #5822	6.99
Org Key: DS0000 - Development Services-Revenue				
	00182897	TAKEMURA, STEPHEN M	PERMIT REFUND	757.30
	00182871	MILESTONE NW	PERMIT REFUND	731.20
	00182828	AS YOU WISH ELECTRIC	PERMIT REFUND	95.20
	00182833	BEST BUILT INC	DUPLICATE PERMIT REFUND	95.20
	00182849	ELKAY SERVICES	PERMIT REFUND	95.20
	00182851	EVERGREEN HOME HEATING & ENGY	PERMIT REFUND	95.20
	00182872	MM COMFORT SYSTEM	PERMIT REFUND	95.20
	00182872	MM COMFORT SYSTEM	PERMIT REFUND	95.20
Org Key: DS1100 - Administration (DS)				
	00182922	US BANK CORP PAYMENT SYS	AMAZON MKTPLACE PMTS	98.50
	00182922	US BANK CORP PAYMENT SYS	MBP.COM MERCHANT FEE	54.10
	00182928	XEROX CORPORATION	PRINTER SUPPLIES	38.51
	00182922	US BANK CORP PAYMENT SYS	SQ *MERCER ISLAND ROTARY	15.00
Org Key: DS1200 - Bldg Plan Review & Inspection				
	00182880	POTTERF, MARK	SHIRTS/BOOT	464.68
	00182922	US BANK CORP PAYMENT SYS	FENIX LIGHTING	292.85
	00182922	US BANK CORP PAYMENT SYS	AMAZON.COM	110.28
	00182922	US BANK CORP PAYMENT SYS	AMAZON.COM AMZN.COM/BILL	56.80
	00182922	US BANK CORP PAYMENT SYS	BLUEBEAM SOFTWARE, INC	54.00
	00182922	US BANK CORP PAYMENT SYS	RUBBERSTAMPS NET	52.95
Org Key: DS1300 - Land Use Planning Svc				
	00182922	US BANK CORP PAYMENT SYS	GOURMONDO CATERING	93.93
Org Key: DS1400 - Development Engineering				
	00182922	US BANK CORP PAYMENT SYS	AMPCO - SECOND & JAMES GA	22.00
	00182922	US BANK CORP PAYMENT SYS	AMPCO - SECOND & JAMES GA	16.00
Org Key: FN1100 - Administration (FN)				
	00182922	US BANK CORP PAYMENT SYS	WWW.SAHARAPIZZA.COM	74.59
	00182928	XEROX CORPORATION	PRINTER SUPPLIES	23.89
	00182922	US BANK CORP PAYMENT SYS	WA STATE BUSINESS LICENSE	11.00
	00182922	US BANK CORP PAYMENT SYS	WA STATE BUSINESS LICENSE	0.28
Org Key: FR1100 - Administration (FR)				
P91972	00182896	SYSTEMS DESIGN WEST LLC	Transport Billing Fees	1,129.99
P91974	00182855	GROUP HEALTH COOPERATIVE	New Hire Testing/Pearson	721.00
	00182813	CENTURYLINK	ENERGY USE AUG 2016	167.55
	00182922	US BANK CORP PAYMENT SYS	WALMART.COM 8009666546	79.31
	00182928	XEROX CORPORATION	PRINTER SUPPLIES	50.43
	00182922	US BANK CORP PAYMENT SYS	ARCO#82582	32.50

Accounts Payable Report by GL Key

PO #	Check #	Vendor:	Transaction Description	Check Amount
	00182922	US BANK CORP PAYMENT SYS	SQ *MERCER ISLAND ROTARY	20.00
	00182922	US BANK CORP PAYMENT SYS	UPS*1ZFTJ746P195006015	18.03
	00182922	US BANK CORP PAYMENT SYS	SILERS DRY CLEANERS	12.42
	00182922	US BANK CORP PAYMENT SYS	UPS*2956F19S6G4	7.04
<i>Org Key: FR2100 - Fire Operations</i>				
P91973	00182840	CLOTH TATTOO	PE Gear	1,179.86
P89334	00182815	EPSCA	MONTHLY RADIO ACCESS FEES 44 R	1,111.00
P89334	00182816	EPSCA	MONTHLY RADIO ACCESS FEES 44 R	1,111.00
	00182922	US BANK CORP PAYMENT SYS	QFC #5839	28.35
<i>Org Key: FR2500 - Fire Emergency Medical Svcs</i>				
P91239	00182883	QUICK RESPONSE LLC	Armor Vest Carry Bags (To Be	328.50
<i>Org Key: FR5100 - Community Risk Reduction</i>				
	00182922	US BANK CORP PAYMENT SYS	INGALLINA'S BOX LUNCH	55.26
<i>Org Key: GGM001 - General Government-Misc</i>				
	00182922	US BANK CORP PAYMENT SYS	THE GOLF CLUB @ NEWCASTLE	48.79
<i>Org Key: GGM004 - Gen Govt-Office Support</i>				
	00182928	XEROX CORPORATION	PRINTER SUPPLIES	50.45
<i>Org Key: GGM005 - Genera Govt-LI Retiree Costs</i>				
	00182865	LEOFF HEALTH & WELFARE TRUST	SEPT2016 FIRE RETIREES	4,047.82
	00182889	SCHOENTRUP, WILLIAM	LEOFF1 Medicare Reimb	635.00
	00182837	CARLSON, LARRY	QTRLY LEOFF1 Medicare Reimb	365.40
	00182892	SMITH, RICHARD	LEOFF1 Medicare Reimb	170.50
	00182832	BARNES, WILLIAM	LEOFF1 Medicare Reimb	163.70
	00182856	HAGSTROM, JAMES	LEOFF1 Medicare Reimb	146.90
	00182866	LEOPOLD, FREDERIC	LEOFF1 Medicare Reimb	146.90
	00182859	JOHNSON, CURTIS	LEOFF1 Medicare Reimb	143.30
	00182885	RAMSAY, JON	LEOFF1 Medicare Reimb	136.20
	00182868	LYONS, STEVEN	LEOFF1 Medicare Reimb	135.60
	00182900	THOMPSON, JAMES	LEOFF1 Medicare Reimb	123.30
	00182887	RUCKER, MANORD J	LEOFF1 Medicare Reimb	121.80
	00182826	ABBOTT, RICHARD	LEOFF1 Medicare Reimb	104.90
	00182827	ADAMS, RONALD E	LEOFF1 Medicare Reimb	104.90
	00182829	AUGUSTSON, THOR	LEOFF1 Medicare Reimb	104.90
	00182834	BOOTH, GLENDON D	LEOFF1 Medicare Reimb	104.90
	00182836	CALLAGHAN, MICHAEL	LEOFF1 Medicare Reimb	104.90
	00182845	DEEDS, EDWARD G	LEOFF1 Medicare Reimb	104.90
	00182847	DEVENY, JAN P	LEOFF1 Medicare Reimb	104.90
	00182848	DOWD, PAUL	LEOFF1 Medicare Reimb	104.90
	00182850	ELSOE, RONALD	LEOFF1 Medicare Reimb	104.90
	00182852	FORSMAN, LOWELL	LEOFF1 Medicare Reimb	104.90
	00182854	GOODMAN, J C	LEOFF1 Medicare Reimb	104.90
	00182861	KUHN, DAVID	LEOFF1 Medicare Reimb	104.90
	00182862	LACY, ALAN P	LEOFF1 Medicare Reimb	104.90
	00182864	LEE, WALLACE	LEOFF1 Medicare Reimb	104.90
	00182867	LOISEAU, LERI M	LEOFF1 Medicare Reimb	104.90
	00182874	MYERS, JAMES S	LEOFF1 Medicare Reimb	104.90

Accounts Payable Report by GL Key

PO #	Check #	Vendor:	Transaction Description	Check Amount
	00182902	TOOLEY, NORMAN	LEOFF1 Medicare Reimb	104.90
	00182923	WALLACE, THOMAS	LEOFF1 Medicare Reimb	104.90
	00182924	WEGNER, KEN	LEOFF1 Medicare Reimb	104.90
	00182925	WHEELER, DENNIS	LEOFF1 Medicare Reimb	104.90
<i>Org Key: GGM606 - Excess Retirement-Fire</i>				
	00182832	BARNES, WILLIAM	LEOFF1 Excess Benefit	1,565.55
	00182841	COOPER, ROBERT	LEOFF1 Excess Benefit	1,528.26
	00182881	PROVOST, ALAN	LEOFF1 Excess Benefit	1,414.06
	00182859	JOHNSON, CURTIS	LEOFF1 Excess Benefit	854.81
	00182889	SCHOENTRUP, WILLIAM	LEOFF1 Excess Benefit	804.01
	00182885	RAMSAY, JON	LEOFF1 Excess Benefit	436.69
<i>Org Key: GX9996 - Employee Benefits-Police</i>				
P89549	00182831	AWC	September 2016 COBRA J. Maggar	790.77
<i>Org Key: GX9997 - Employee Benefits-Fire</i>				
	00182865	LEOFF HEALTH & WELFARE TRUST	SEPT2016 FIRE ACTIVE	55,292.92
<i>Org Key: IS1100 - IGS Mapping</i>				
	00182922	US BANK CORP PAYMENT SYS	AMAZON.COM	68.98
	00182922	US BANK CORP PAYMENT SYS	FRED-MEYER #0031	9.48
<i>Org Key: IS2100 - IGS Network Administration</i>				
	00182922	US BANK CORP PAYMENT SYS	FRY'S ELECTRONICS #30	566.12
	00182813	CENTURYLINK	ENERGY USE AUG 2016	489.88
	00182838	CENTURYLINK	PHONE USE AUG2016	210.04
	00182922	US BANK CORP PAYMENT SYS	FRY'S ELECTRONICS #30	141.22
	00182922	US BANK CORP PAYMENT SYS	FRY'S ELECTRONICS #30	98.71
	00182922	US BANK CORP PAYMENT SYS	AMAZON MKTPLACE PMTS	94.90
	00182922	US BANK CORP PAYMENT SYS	PON PROEM	67.59
	00182922	US BANK CORP PAYMENT SYS	AMAZON MKTPLACE PMTS	57.79
	00182922	US BANK CORP PAYMENT SYS	HOMEGROWN RETAIL	53.34
	00182922	US BANK CORP PAYMENT SYS	CDW GOVERNMENT	40.87
	00182922	US BANK CORP PAYMENT SYS	AMAZON.COM	38.31
	00182922	US BANK CORP PAYMENT SYS	OFFICE DEPOT #819	37.22
	00182922	US BANK CORP PAYMENT SYS	QDOBA MEXICAN GRILL-390	33.51
	00182922	US BANK CORP PAYMENT SYS	QDOBA MEXICAN GRILL-390	31.10
	00182922	US BANK CORP PAYMENT SYS	VETCO ELECTRONICS	30.10
	00182922	US BANK CORP PAYMENT SYS	VETCO ELECTRONICS	26.85
	00182922	US BANK CORP PAYMENT SYS	AMAZON MKTPLACE PMTS	25.96
	00182922	US BANK CORP PAYMENT SYS	THE UPS STORE 1081	12.96
	00182928	XEROX CORPORATION	PRINTER SUPPLIES	11.92
	00182922	US BANK CORP PAYMENT SYS	MCDONALD'S F11027	10.93
	00182922	US BANK CORP PAYMENT SYS	THE UPS STORE 1081	9.60
	00182922	US BANK CORP PAYMENT SYS	QDOBA MEXICAN GRILL-390	8.54
	00182922	US BANK CORP PAYMENT SYS	AMAZON WEB SERVICES	0.56
<i>Org Key: MT2100 - Roadway Maintenance</i>				
P91822	00182814	CESSCO	GREASE FOR HEDGETRIMMERS	87.05
P91825	00182822	MI HARDWARE - ROW	MISC. HARDWARE FOR THE MONTH O	2.26
<i>Org Key: MT2300 - Planter Bed Maintenance</i>				

Accounts Payable Report by GL Key

PO #	Check #	Vendor:	Transaction Description	Check Amount
P91825	00182822	MI HARDWARE - ROW	MISC. HARDWARE FOR THE MONTH O	107.56
<i>Org Key: MT3100 - Water Distribution</i>				
	00182922	US BANK CORP PAYMENT SYS	AMAZON MKTPLACE PMTS	35.99
P91826	00182823	MI HARDWARE - UTILITY	MISC. HARDWARE FOR THE MONTH O	25.61
P91835	00182817	GRAINGER	SPRING TUBE BENDER SET	13.66
<i>Org Key: MT3150 - Water Quality Event</i>				
P91808	00182818	H D FOWLER	WATER TESTING STATION & PUMPS	1,422.56
<i>Org Key: MT3200 - Water Pumps</i>				
	00182838	CENTURYLINK	PHONE USE AUG2016	297.05
P91827	00182821	MI HARDWARE - MAINT	MISC. HARDWARE FOR THE MONTH O	3.94
<i>Org Key: MT3300 - Water Associated Costs</i>				
	00182926	WILLING, ROBERT	MILEAGE EXPENSE	60.48
	00182922	US BANK CORP PAYMENT SYS	WILDFIN AMERICAN GRILL	50.70
<i>Org Key: MT3400 - Sewer Collection</i>				
	00182922	US BANK CORP PAYMENT SYS	VIMEO.COM	199.00
	00182922	US BANK CORP PAYMENT SYS	AMAZON MKTPLACE PMTS	35.99
P91826	00182823	MI HARDWARE - UTILITY	MISC. HARDWARE FOR THE MONTH O	13.75
<i>Org Key: MT3500 - Sewer Pumps</i>				
	00182838	CENTURYLINK	PHONE USE AUG2016	1,004.70
P91826	00182823	MI HARDWARE - UTILITY	MISC. HARDWARE FOR THE MONTH O	11.30
<i>Org Key: MT4150 - Support Services - Clearing</i>				
	00182928	XEROX CORPORATION	PRINTER SUPPLIES	140.56
	00182922	US BANK CORP PAYMENT SYS	FRED-MEYER #0457	32.93
P89334	00182815	EPSCA	MONTHLY RADIO ACCESS FEES 1 RA	25.25
P89334	00182815	EPSCA	MONTHLY RADIO ACCESS FEES 1 RA	25.25
	00182922	US BANK CORP PAYMENT SYS	PARTY CITY	22.98
	00182922	US BANK CORP PAYMENT SYS	DAWNS CANDY AND CAKE SUPP	10.94
	00182922	US BANK CORP PAYMENT SYS	DOLLAR TREE	6.57
<i>Org Key: MT4200 - Building Services</i>				
	00182882	PUGET SOUND ENERGY	ENERGY USE AUG 2016	3,749.32
	00182922	US BANK CORP PAYMENT SYS	AMAZON.COM	279.45
	00182922	US BANK CORP PAYMENT SYS	THE HOME DEPOT #4711	37.12
	00182875	OLSON INVESTMENTS	FLASHDRIVE FOR FS92 PICTURES	32.51
	00182922	US BANK CORP PAYMENT SYS	AMAZON.COM	28.40
	00182922	US BANK CORP PAYMENT SYS	YELLOW CARD SERVICES INC	26.90
	00182922	US BANK CORP PAYMENT SYS	THE HOME DEPOT 4711	-15.04
<i>Org Key: MT4300 - Fleet Services</i>				
	00182922	US BANK CORP PAYMENT SYS	CHEVRON 0356816	92.92
<i>Org Key: MT4403 - Customer Response - Water</i>				
	00182860	KELLEY, CHRIS M	MILEAGE EXPENSES	60.59
	00182857	HARB, SAM	MILEAGE EXPENSE	22.57
<i>Org Key: PO1100 - Administration (PO)</i>				
	00182922	US BANK CORP PAYMENT SYS	Uniform Pants for Commander Bu	152.21

Accounts Payable Report by GL Key

PO #	Check #	Vendor:	Transaction Description	Check Amount
	00182928	XEROX CORPORATION	PRINTER SUPPLIES	144.56
	00182922	US BANK CORP PAYMENT SYS	Uniform shirts-126	128.06
	00182922	US BANK CORP PAYMENT SYS	Uniform shirts-126	69.48
	00182922	US BANK CORP PAYMENT SYS	SQ *MERCER ISLAND ROTARY	20.00
	00182922	US BANK CORP PAYMENT SYS	SQ *MERCER ISLAND ROTARY	20.00
	00182922	US BANK CORP PAYMENT SYS	SQ *MERCER ISLAND ROTARY	20.00
Org Key: PO1350 - Police Emergency Management				
	00182853	FRANKLIN, JENNIFER D	CONFERENCE EXPENSES	397.51
	00182922	US BANK CORP PAYMENT SYS	National Night Out	332.55
P89334	00182815	EPSCA	MONTHLY RADIO ACCESS FEES 13 R	328.25
P89334	00182815	EPSCA	MONTHLY RADIO ACCESS FEES 13 R	328.25
	00182922	US BANK CORP PAYMENT SYS	National Night Out	257.20
Org Key: PO1600 - Regional Radio Operations (CJ)				
P89334	00182815	EPSCA	MONTHLY RADIO ACCESS FEES 57 R	1,439.25
P89334	00182815	EPSCA	MONTHLY RADIO ACCESS FEES 57 R	1,439.25
Org Key: PO1700 - Records and Property				
	00182922	US BANK CORP PAYMENT SYS	Soap for Records office	20.70
	00182928	XEROX CORPORATION	PRINTER SUPPLIES	11.92
Org Key: PO2100 - Patrol Division				
	00182922	US BANK CORP PAYMENT SYS	Cords for new Sergeant's Vehic	201.62
	00182922	US BANK CORP PAYMENT SYS	Newsletter Binding	36.07
	00182922	US BANK CORP PAYMENT SYS	Seafair Operations	34.93
	00182922	US BANK CORP PAYMENT SYS	New Miranda Cards for Patrol O	27.33
	00182922	US BANK CORP PAYMENT SYS	Seafair Operations USB Flash D	13.12
Org Key: PO2200 - Marine Patrol				
	00182922	US BANK CORP PAYMENT SYS	Seafair Operations	53.70
	00182922	US BANK CORP PAYMENT SYS	Seafair Coffee	34.93
	00182922	US BANK CORP PAYMENT SYS	Seafair	17.48
	00182922	US BANK CORP PAYMENT SYS	Seafair Operations	17.47
	00182922	US BANK CORP PAYMENT SYS	Seafair Operations	17.47
	00182922	US BANK CORP PAYMENT SYS	Seafair Operations	16.71
	00182922	US BANK CORP PAYMENT SYS	Seafair Operations	14.32
Org Key: PO2300 - Bike Patrol (CJ)				
	00182922	US BANK CORP PAYMENT SYS	Bike mechanics course	798.00
Org Key: PO2400 - Special Operations Team (CJ)				
	00182846	DERR, TIMOTHY	PER DIEM REIMB	194.50
	00182891	SEIFERT, MIKE	PER DIEM REIMB	194.50
	00182891	SEIFERT, MIKE	BIKE PATROL/CDU HELMET	164.74
Org Key: PO3100 - Investigation Division				
	00182876	PARR, RYAN	PER DIEM REIMB	116.00
	00182876	PARR, RYAN	MILEAGE EXPENSES	109.08
	00182835	BURNS, LESLIE	MILEAGE EXPENSE	108.78
Org Key: PO3200 - Alcohol & Drug Program				
	00182922	US BANK CORP PAYMENT SYS	CIS Training-Ellensburg	258.56

Accounts Payable Report by GL Key

PO #	Check #	Vendor:	Transaction Description	Check Amount
<i>Org Key: PO4100 - Training</i>				
	00182922	US BANK CORP PAYMENT SYS	Firearms conference-Pasco	566.73
	00182922	US BANK CORP PAYMENT SYS	Firearms conference-Pasco	566.73
	00182922	US BANK CORP PAYMENT SYS	Travel fuel to Pasco	58.76
	00182876	PARR, RYAN	FIREARM EXPENSES	43.85
<i>Org Key: PR1100 - Administration (PR)</i>				
	00182922	US BANK CORP PAYMENT SYS	DIGICERT INC	175.00
	00182922	US BANK CORP PAYMENT SYS	AMAZON.COM AMZN.COM/BILL	73.34
	00182813	CENTURYLINK	ENERGY USE AUG 2016	51.46
	00182922	US BANK CORP PAYMENT SYS	REGISTER.COM*1312FB00J	49.00
	00182922	US BANK CORP PAYMENT SYS	HOMEGROWN MOTO	48.73
	00182922	US BANK CORP PAYMENT SYS	REGISTER.COM*1313E317J	38.00
	00182922	US BANK CORP PAYMENT SYS	HOMEGROWN MOTO	15.66
	00182922	US BANK CORP PAYMENT SYS	CONTAINERSTOREBELLEVUE	15.33
	00182922	US BANK CORP PAYMENT SYS	SQ *MERCER ISLAND ROTARY	15.00
	00182922	US BANK CORP PAYMENT SYS	SQ *MERCER ISLAND ROTARY	15.00
	00182922	US BANK CORP PAYMENT SYS	SQ *MERCER ISLAND ROTARY	15.00
	00182922	US BANK CORP PAYMENT SYS	SQ *MERCER ISLAND ROTARY	15.00
<i>Org Key: PR1500 - Urban Forest Management</i>				
	00182922	US BANK CORP PAYMENT SYS	DERBY SALON	87.00
	00182922	US BANK CORP PAYMENT SYS	OAK	26.35
<i>Org Key: PR2100 - Recreation Programs</i>				
	00182922	US BANK CORP PAYMENT SYS	SQ *SILENT STORM SO	420.00
	00182922	US BANK CORP PAYMENT SYS	SAHARA PIZZA	272.40
	00182922	US BANK CORP PAYMENT SYS	PAYPAL *PLAYWELLTEK	186.00
	00182922	US BANK CORP PAYMENT SYS	CARNIVAL SAVERS.COM	82.95
	00182922	US BANK CORP PAYMENT SYS	S&S WORLDWIDE-ONLINE	59.98
	00182922	US BANK CORP PAYMENT SYS	SNOWSOURCE	49.00
	00182922	US BANK CORP PAYMENT SYS	CTC*CONSTANTCONTACT.COM	47.23
	00182922	US BANK CORP PAYMENT SYS	QFC #5839	46.48
	00182922	US BANK CORP PAYMENT SYS	QFC #5839	33.12
	00182922	US BANK CORP PAYMENT SYS	RITE AID STORE - 5197	32.00
	00182922	US BANK CORP PAYMENT SYS	QFC #5839	16.38
	00182922	US BANK CORP PAYMENT SYS	DOLLAR TREE	14.24
	00182922	US BANK CORP PAYMENT SYS	JO-ANN ETC #2067	13.04
	00182928	XEROX CORPORATION	PRINTER SUPPLIES	11.93
	00182922	US BANK CORP PAYMENT SYS	SQ *MERCER ISLAND A	11.00
	00182922	US BANK CORP PAYMENT SYS	RITE AID STORE - 5197	10.58
	00182922	US BANK CORP PAYMENT SYS	RITE AID STORE - 5197	9.00
	00182922	US BANK CORP PAYMENT SYS	44 BARTELL DRUGS	8.95
	00182922	US BANK CORP PAYMENT SYS	CTC*CONSTANTCONTACT.COM	8.00
	00182922	US BANK CORP PAYMENT SYS	QFC #5839	7.13
	00182922	US BANK CORP PAYMENT SYS	RITE AID STORE - 5197	4.37
<i>Org Key: PR2101 - Youth and Teen Camps</i>				
	00182922	US BANK CORP PAYMENT SYS	EMP MUSEUM	387.00
	00182922	US BANK CORP PAYMENT SYS	S&S WORLDWIDE-ONLINE	385.14
	00182922	US BANK CORP PAYMENT SYS	WAL-MART #5939	90.28

Accounts Payable Report by GL Key

PO #	Check #	Vendor:	Transaction Description	Check Amount
	00182922	US BANK CORP PAYMENT SYS	THE HOME DEPOT #4723	66.86
	00182922	US BANK CORP PAYMENT SYS	THE HOME DEPOT 4711	51.26
	00182922	US BANK CORP PAYMENT SYS	THE HOME DEPOT #4711	49.75
	00182922	US BANK CORP PAYMENT SYS	DICK'S SPORTING GOODS	49.24
	00182922	US BANK CORP PAYMENT SYS	FRED-MEYER #0459	43.75
	00182922	US BANK CORP PAYMENT SYS	PARTY CITY	41.56
	00182922	US BANK CORP PAYMENT SYS	WAL-MART #5939	41.17
	00182922	US BANK CORP PAYMENT SYS	QFC #5839	38.73
	00182922	US BANK CORP PAYMENT SYS	SAFEWAY STORE00015636	37.72
	00182922	US BANK CORP PAYMENT SYS	DOMINOS 7157	35.00
	00182922	US BANK CORP PAYMENT SYS	QFC #5839	31.96
	00182922	US BANK CORP PAYMENT SYS	MICHAELS STORES 8847	29.96
	00182922	US BANK CORP PAYMENT SYS	TARGET 00006270	25.05
	00182922	US BANK CORP PAYMENT SYS	DOLLAR TREE	21.90
	00182922	US BANK CORP PAYMENT SYS	AMAZON.COM AMZN.COM/BILL	21.87
	00182922	US BANK CORP PAYMENT SYS	DOLLAR TREE	21.60
	00182922	US BANK CORP PAYMENT SYS	QFC #5839	19.85
	00182922	US BANK CORP PAYMENT SYS	QFC #5839	15.75
	00182922	US BANK CORP PAYMENT SYS	QFC #5839	10.81
	00182922	US BANK CORP PAYMENT SYS	QFC #5839	10.80
	00182922	US BANK CORP PAYMENT SYS	TARGET 00003392	9.18
	00182922	US BANK CORP PAYMENT SYS	WAL-MART #5939	8.11
	00182922	US BANK CORP PAYMENT SYS	JOANN FABRIC #0793	7.34
	00182922	US BANK CORP PAYMENT SYS	QFC #5839	7.10
	00182922	US BANK CORP PAYMENT SYS	QFC #5839	5.58
	00182922	US BANK CORP PAYMENT SYS	QFC #5839	5.00
Org Key: PR2103 - Aquatics Programs				
	00182922	US BANK CORP PAYMENT SYS	BIG 5 SPORTING GOODS 084	21.89
Org Key: PR2104 - Special Events				
	00182922	US BANK CORP PAYMENT SYS	C&C SMART FOOD52105590	154.44
	00182922	US BANK CORP PAYMENT SYS	OFFICE DEPOT #819	58.10
	00182922	US BANK CORP PAYMENT SYS	QFC #5839	29.66
P89715	00182820	M & M BALLOON CO	Helium refills for MICEC	20.81
	00182922	US BANK CORP PAYMENT SYS	QFC #5806	16.58
	00182922	US BANK CORP PAYMENT SYS	WAL-MART #2516	9.60
	00182922	US BANK CORP PAYMENT SYS	LAKESHORE LEARNING #09	1.61
Org Key: PR2108 - Health and Fitness				
	00182922	US BANK CORP PAYMENT SYS	MOUNT SI GOLF COURSE -	28.01
	00182922	US BANK CORP PAYMENT SYS	SNOQUALMIE FALLS GOLF COU	19.00
	00182922	US BANK CORP PAYMENT SYS	CASCADE GOLF COURSE	16.00
	00182922	US BANK CORP PAYMENT SYS	MOUNT SI GOLF COURSE -	14.85
Org Key: PR3500 - Senior Services				
	00182922	US BANK CORP PAYMENT SYS	MICHAELS STORES 2038	33.91
	00182922	US BANK CORP PAYMENT SYS	COSTCO WHSE #0001	29.60
	00182922	US BANK CORP PAYMENT SYS	QFC #5839	12.29
	00182922	US BANK CORP PAYMENT SYS	WALGREENS #3733	3.97
Org Key: PR4100 - Community Center				

Accounts Payable Report by GL Key

PO #	Check #	Vendor:	Transaction Description	Check Amount
	00182922	US BANK CORP PAYMENT SYS	YELPINC*BIZSERVICES	350.00
	00182922	US BANK CORP PAYMENT SYS	AMZ*ZERBEE BUSINESS PR	262.37
	00182928	XEROX CORPORATION	PRINTER SUPPLIES	70.29
	00182922	US BANK CORP PAYMENT SYS	AMAZON MKTPLACE PMTS	69.19
	00182922	US BANK CORP PAYMENT SYS	AMAZON.COM AMZN.COM/BILL	40.34
	00182922	US BANK CORP PAYMENT SYS	AMAZON.COM	38.03
	00182922	US BANK CORP PAYMENT SYS	AMAZON MKTPLACE PMTS	33.15
	00182922	US BANK CORP PAYMENT SYS	WALMART.COM	32.66
	00182922	US BANK CORP PAYMENT SYS	PARTSWAREHOUSE.COM	22.79
	00182922	US BANK CORP PAYMENT SYS	GIH*GLOBALINDUSTRIALEQ	-356.85
Org Key: PR5400 - Gallery Program				
	00182922	US BANK CORP PAYMENT SYS	QFC #5839	25.30
	00182922	US BANK CORP PAYMENT SYS	FRED-MEYER #0028	5.48
Org Key: PR5900 - Summer Celebration				
	00182922	US BANK CORP PAYMENT SYS	C&C SMART FOOD52105517	363.48
	00182922	US BANK CORP PAYMENT SYS	COSTCO WHSE #0001	311.93
	00182922	US BANK CORP PAYMENT SYS	SQ *SHAWN'S CATERING, LLC	173.14
	00182922	US BANK CORP PAYMENT SYS	QFC #5839	44.75
	00182922	US BANK CORP PAYMENT SYS	LAKESHORE LEARNING #09	41.85
	00182922	US BANK CORP PAYMENT SYS	COSTCO WHSE #0001	35.88
	00182922	US BANK CORP PAYMENT SYS	RITE AID STORE - 5197	30.62
	00182922	US BANK CORP PAYMENT SYS	QFC #5839	22.46
	00182922	US BANK CORP PAYMENT SYS	RITE AID STORE - 5197	19.46
	00182922	US BANK CORP PAYMENT SYS	QFC #5839	16.82
	00182922	US BANK CORP PAYMENT SYS	QFC #5839	9.98
	00182922	US BANK CORP PAYMENT SYS	QFC #5839	6.38
Org Key: PR6100 - Park Maintenance				
	00182922	US BANK CORP PAYMENT SYS	NATIONAL RECREATION &	243.10
P91827	00182821	MI HARDWARE - MAINT	MISC. HARDWARE FOR THE MONTH O	184.19
	00182922	US BANK CORP PAYMENT SYS	COSTCO WHSE #0001	110.30
	00182922	US BANK CORP PAYMENT SYS	LOWES #00040*	78.75
	00182922	US BANK CORP PAYMENT SYS	COSTCO WHSE #0110	55.90
	00182928	XEROX CORPORATION	PRINTER SUPPLIES	11.94
Org Key: PR6200 - Athletic Field Maintenance				
	00182813	CENTURYLINK	ENERGY USE AUG 2016	86.32
Org Key: PR6500 - Luther Burbank Park Maint.				
P91827	00182821	MI HARDWARE - MAINT	MISC. HARDWARE FOR THE MONTH O	234.87
	00182922	US BANK CORP PAYMENT SYS	QFC #5839	30.63
Org Key: PR6600 - Park Maint-School Related				
	00182922	US BANK CORP PAYMENT SYS	PURCHASE GREEN	248.00
	00182922	US BANK CORP PAYMENT SYS	EPIC SPORTS, INC.	127.42
Org Key: PR6700 - I90 Park Maintenance				
	00182922	US BANK CORP PAYMENT SYS	RAINMASTER	388.70
P91824	00182825	WESTERN EQUIPMENT DISTRIBUTORS	64) TINES	375.79
P91827	00182821	MI HARDWARE - MAINT	MISC. HARDWARE FOR THE MONTH O	33.98

Accounts Payable Report by GL Key

PO #	Check #	Vendor:	Transaction Description	Check Amount
<i>Org Key: PR6800 - Trails Maintenance</i>				
	00182922	US BANK CORP PAYMENT SYS	SECOND USE BUILDING MATER	93.16
	00182922	US BANK CORP PAYMENT SYS	THE HOME DEPOT 4711	65.39
<i>Org Key: PY4616 - Flex Admin 2016</i>				
	00182899	TAYLOR, KIRSTEN	FLEX SPEND REIMB	1,000.00
	00182886	ROSTOV, HERSHEL P	FLEX SPEND REIMB	822.00
	00182842	CORDER, CHARLES	FLEX SPEND REIMB	765.08
	00182842	CORDER, CHARLES	FLEX SPEND REIMB	561.50
	00182898	TAWNEY, LAURA	FLEX SPEND REIMB	555.14
	00182844	DALY, RYAN	FLEX SPEND REIMB	500.00
	00182895	STUCKER, STEPHANIE	FLEX SPEND REIMB	500.00
	00182873	MORRIS, CLINTON E	FLEX SPEND REIMB	499.74
	00182884	QUINN, THOMAS	FLEX SPEND REIMB	306.43
	00182858	HORSCHMAN, BRENT	FLEX SPEND REIMB	192.31
	00182858	HORSCHMAN, BRENT	FLEX SPEND REIMB	192.31
	00182888	SANDINE, ASEA	FLEX SPEND REIMB	192.31
	00182888	SANDINE, ASEA	FLEX SPEND REIMB	192.31
	00182893	SOLOMON, MEARA	FLEX SPEND REIMB	192.31
	00182893	SOLOMON, MEARA	FLEX SPEND REIMB	192.31
	00182890	SCHUCK, CHRISTINA	FLEX SPEND REIMB	169.00
	00182903	TUTTLE, LAJUAN	FLEX SPEND REIMB	28.85
	00182903	TUTTLE, LAJUAN	FLEX SPEND REIMB	28.85
	00182894	SPIETZ, ALLISON	FLEX SPEND REIMB	24.40
	00182894	SPIETZ, ALLISON	FLEX SPEND REIMB	18.47
<i>Org Key: VCP402 - CIP Water Salaries</i>				
	00182922	US BANK CORP PAYMENT SYS	AMAZON MKTPLACE PMTS	92.99
<i>Org Key: VCP426 - CIP Sewer Salaries</i>				
	00182922	US BANK CORP PAYMENT SYS	WEF BK	765.00
	00182901	TONELLA-HOWE, ANNE	CONFERENCE EXPENSES	430.20
<i>Org Key: WD531C - Sub Basin 27a</i>				
	00182922	US BANK CORP PAYMENT SYS	L2G*KC RECORDERSOFFICE	79.94
<i>Org Key: WP122R - Vegetation Management</i>				
	00182922	US BANK CORP PAYMENT SYS	WILBUR ELLIS AUBURN	165.82
	00182922	US BANK CORP PAYMENT SYS	FORESTRY SUPPLIERS	43.70
	00182922	US BANK CORP PAYMENT SYS	THE HOME DEPOT #4711	38.22
	00182922	US BANK CORP PAYMENT SYS	LAKESHORE LEARNING #09	6.98
<i>Org Key: XP520R - Recreational Trail Connections</i>				
	00182922	US BANK CORP PAYMENT SYS	THE HOME DEPOT #4711	77.64
<i>Org Key: XP710R - Luther Burbank Minor Improvemnt</i>				
	00182922	US BANK CORP PAYMENT SYS	VALMONT COMPOSITE STRUCT	947.83
	00182922	US BANK CORP PAYMENT SYS	THE HOME DEPOT 4711	106.37
<i>Org Key: YF1100 - YFS General Services</i>				
	00182922	US BANK CORP PAYMENT SYS	ISLANDER	210.23
	00182922	US BANK CORP PAYMENT SYS	COSTCO WHSE #0110	206.29
	00182922	US BANK CORP PAYMENT SYS	C&C SMART FOOD52105517	128.50

Accounts Payable Report by GL Key

PO #	Check #	Vendor:	Transaction Description	Check Amount
	00182922	US BANK CORP PAYMENT SYS	PARTY CITY	122.81
	00182877	PETTY CASH FUND YOUTH SERVICES	PETTY CASH REIMBURSEMENT	92.55
	00182922	US BANK CORP PAYMENT SYS	02 MCLENDON HARDWARE	64.48
	00182922	US BANK CORP PAYMENT SYS	QFC #5839	57.93
	00182922	US BANK CORP PAYMENT SYS	AMAZON MKTPLACE PMTS	48.96
	00182922	US BANK CORP PAYMENT SYS	COSTCO WHSE #0115	43.90
	00182922	US BANK CORP PAYMENT SYS	5 BLUE SKY CLEANERS	35.66
	00182922	US BANK CORP PAYMENT SYS	AMAZON MKTPLACE PMTS	29.70
	00182922	US BANK CORP PAYMENT SYS	QFC #5849	28.99
	00182922	US BANK CORP PAYMENT SYS	SQ *MERCER ISLAND ROTARY	20.00
	00182922	US BANK CORP PAYMENT SYS	ISLAND BOOKS	18.56
	00182922	US BANK CORP PAYMENT SYS	SQ *MERCER ISLAND A	14.95
	00182877	PETTY CASH FUND YOUTH SERVICES	PETTY CASH REIMBURSEMENT	13.12
	00182922	US BANK CORP PAYMENT SYS	AMAZON MKTPLACE PMTS	13.10
	00182928	XEROX CORPORATION	PRINTER SUPPLIES	11.93
	00182922	US BANK CORP PAYMENT SYS	AMAZON MKTPLACE PMTS	2.73

Org Key: YF1200 - Thrift Shop

	00182922	US BANK CORP PAYMENT SYS	COSTCO *BUS DELIV 115	520.13
	00182922	US BANK CORP PAYMENT SYS	COSTCO *BUS DELIV 115	441.95
	00182922	US BANK CORP PAYMENT SYS	SXM*SIRIUSXM.COM/ACCT	218.55
	00182922	US BANK CORP PAYMENT SYS	GRAND & BENEDICTS INC	199.19
	00182813	CENTURYLINK	ENERGY USE AUG 2016	160.80
	00182922	US BANK CORP PAYMENT SYS	WWW.ROBLY.COM	126.00
	00182928	XEROX CORPORATION	PRINTER SUPPLIES	70.27
	00182922	US BANK CORP PAYMENT SYS	UHI*U-HAULBARONE GARDEN D	67.93
	00182922	US BANK CORP PAYMENT SYS	UHI*U-HAULBARONE GARDEN D	67.31
	00182878	PHILEN, SUZANNE	VOLUNTEER REFRESHMENTS	55.35
	00182922	US BANK CORP PAYMENT SYS	AMAZON MKTPLACE PMTS	44.45
	00182922	US BANK CORP PAYMENT SYS	SHELL OIL 57444035604	14.44
	00182922	US BANK CORP PAYMENT SYS	AMAZON MKTPLACE PMTS	14.15
	00182922	US BANK CORP PAYMENT SYS	SHELL OIL 57444035604	13.63
	00182922	US BANK CORP PAYMENT SYS	UHI*U-HAULBARONE GARDEN D	11.48

Org Key: YF2200 - Senior Outreach Program

	00182929	ZUBER, BETSY	TRAINING EXPENSES	324.00
--	----------	--------------	-------------------	--------

Org Key: YF2300 - VOICE Program

	00182922	US BANK CORP PAYMENT SYS	COSTCO WHSE #0001	223.58
	00182922	US BANK CORP PAYMENT SYS	COSTCO WHSE #0110	183.98
	00182922	US BANK CORP PAYMENT SYS	QFC #5839	86.31
	00182922	US BANK CORP PAYMENT SYS	QFC #5839	85.65
	00182922	US BANK CORP PAYMENT SYS	QFC #5839	84.02
	00182843	CORK, TAMBI A	PARKING FEES	65.92
	00182922	US BANK CORP PAYMENT SYS	QFC #5839	56.17
	00182922	US BANK CORP PAYMENT SYS	UNITED PARKING L 4578	36.63
	00182922	US BANK CORP PAYMENT SYS	UNITED PARKING L 4578	36.63
	00182922	US BANK CORP PAYMENT SYS	UNITED PARKING L 4578	36.63
	00182922	US BANK CORP PAYMENT SYS	UNITED PARKING L 4578	29.30
	00182922	US BANK CORP PAYMENT SYS	QFC #5839	22.18
	00182922	US BANK CORP PAYMENT SYS	QFC #5839	21.22

Accounts Payable Report by GL Key

PO #	Check #	Vendor:	Transaction Description	Check Amount
	00182922	US BANK CORP PAYMENT SYS	QFC #5839	18.42
	00182922	US BANK CORP PAYMENT SYS	82300 - 1800 NINTH	18.00
	00182922	US BANK CORP PAYMENT SYS	REPUBLIC PARKING 29 504	17.00
	00182922	US BANK CORP PAYMENT SYS	QFC #5839	16.44
	00182922	US BANK CORP PAYMENT SYS	U-PARK SYSTEM (LOT #42	15.00
	00182922	US BANK CORP PAYMENT SYS	IMPARK00250025U	14.00
	00182922	US BANK CORP PAYMENT SYS	IMPARK00250025U	12.00
	00182922	US BANK CORP PAYMENT SYS	U-PARK SYSTEM #034	12.00
	00182922	US BANK CORP PAYMENT SYS	ABM PARKING BARONESS LOT	10.00
	00182922	US BANK CORP PAYMENT SYS	REPUBLIC PARKING 30 032	3.00
Org Key: YF2600 - Family Assistance				
	00182922	US BANK CORP PAYMENT SYS	BRYAN G MARUHASHI DDS	497.70
	00182922	US BANK CORP PAYMENT SYS	QFC #5839	299.00
	00182922	US BANK CORP PAYMENT SYS	ACT*MERCER IS PARKS	148.00
	00182922	US BANK CORP PAYMENT SYS	STAPLES DIRECT	136.86
	00182922	US BANK CORP PAYMENT SYS	QFC #5839	115.00
	00182922	US BANK CORP PAYMENT SYS	SHELL OIL 57424192508	100.00
	00182922	US BANK CORP PAYMENT SYS	SAFEWAY STORE00035006	94.09
	00182922	US BANK CORP PAYMENT SYS	ACT*MERCER IS PARKS	59.00
Org Key: YF2800 - Fed Drug Free Communities Gran				
	00182922	US BANK CORP PAYMENT SYS	CADCA ALEXANDRIA VA	695.00
	00182922	US BANK CORP PAYMENT SYS	MIRAGE - HOTEL & CASINO	430.08
	00182922	US BANK CORP PAYMENT SYS	ALASKA AIR 0272118296195	388.20
	00182824	STEWART, LISA C	PER DIEM REIMB CADCA TRAINING	252.60
	00182869	MANRIQUEZ, CHERYL R	PER DIEM REIMB	252.60
	00182922	US BANK CORP PAYMENT SYS	CTC*CONSTANTCONTACT.COM	78.71
	00182922	US BANK CORP PAYMENT SYS	MIR HERITAGE STEAKHOUSE	50.83
	00182922	US BANK CORP PAYMENT SYS	JAPONAIS	41.10
	00182922	US BANK CORP PAYMENT SYS	VILLAGE PUB GRILL	32.17
	00182869	MANRIQUEZ, CHERYL R	TAXI EXPENSE	30.00
	00182922	US BANK CORP PAYMENT SYS	BLT	27.79
	00182922	US BANK CORP PAYMENT SYS	DELTA AIR BAGGAGE FEE	25.00
	00182922	US BANK CORP PAYMENT SYS	MIR THE PANTRY	22.47
	00182922	US BANK CORP PAYMENT SYS	EIG*HOMESTEAD	20.99
	00182877	PETTY CASH FUND YOUTH SERVICES	PETTY CASH REIMBURSEMENT	17.11
	00182922	US BANK CORP PAYMENT SYS	MIRAGE - PARADISE CAFE'	16.64
	00182922	US BANK CORP PAYMENT SYS	BELL TRANS	14.50
	00182922	US BANK CORP PAYMENT SYS	STARBUCKS @ THE MIRAGE	13.95
	00182922	US BANK CORP PAYMENT SYS	IN-N-OUT BURGER #86	7.52
Total				145,486.05



**CITY OF MERCER ISLAND
CERTIFICATION OF PAYROLL**

**PAYROLL PERIOD ENDING
PAYROLL DATED**

**7/29/2016
8/5/2016**

I, the undersigned, do hereby certify under penalty of perjury that the materials have been furnished, the services rendered, or the labor performed as described herein, that any advance payment is due and payable pursuant to a contract or is available as an option for full or partial fulfillment of a contractual obligation, and that the claim is a just, due and unpaid obligation against the city of Mercer Island, and that I am authorized to authenticate and certify to said claim.

Charles L. Corder

Finance Director

I, the undersigned, do hereby certify that the City Council has reviewed the documentation supporting claims paid and approved all checks or warrants issued in payment of claims.

Mayor

Date

Description		Amount
Payroll Checks	62948266-62948270	9,156.05
Direct Deposits		479,492.75
Void/Manual Adjustments		24,840.47
Tax & Benefit Obligations		245,539.38
Total Gross Payroll		8/5/16 759,028.65



CITY OF MERCER ISLAND

PAYROLL SUMMARY

PAYROLL PERIOD ENDING
PAYROLL DATED

7/29/2016
8/5/2016

Net Cash	\$	488,648.80
Net Voids/Manuals	\$	24,840.47
Federal Tax Deposit - Key Bank	\$	87,414.00
Social Security and Medicare Taxes	\$	45,446.70
Medicare Taxes Only (Fire Fighter Employees)	\$	1,768.98
Public Employees Retirement System 1 (PERS 1)	\$	393.38
Public Employees Retirement System 2 (PERS 2)	\$	20,419.09
Public Employees Retirement System 3 (PERS 3)	\$	4,147.34
Public Employees Retirement System (PERSJM)	\$	603.36
Public Safety Employees Retirement System (PSERS)	\$	162.06
Law Enforc. & Fire fighters System 2 (LEOFF 2)	\$	22,562.97
Regence & LEOFF Trust - Medical Insurance	\$	14,040.30
Domestic Partner/Overage Dependand - Insurance	\$	-
Group Health Medical Insurance	\$	1,922.08
Health Care - Flexible Spending Accounts	\$	2,561.00
Dependent Care - Flexible Spending Accounts	\$	1,528.31
United Way	\$	110.00
ICMA Deferred Compensation	\$	26,725.94
Fire 457 Nationwide	\$	8,600.00
Roth - ICMA	\$	50.00
Roth - Nationwide	\$	620.00
401K Deferred Comp	\$	-
Garnishments (Chapter 13)	\$	1,331.00
Child Support	\$	1,003.63
Mercer Island Employee Associationa	\$	127.50
Cities & Towns/AFSCME Union Dues	\$	-
Police Union Dues	\$	-
Fire Union Dues	\$	1,870.34
Fire Union - Supplemental Dues	\$	143.00
Standard - Supplemental Life Insurance	\$	28.00
Unum - Long Term Care Insurance	\$	964.00
AFLAC - Supplemental Insurance Plans	\$	682.15
Coffee Fund	\$	58.00
Transportation	\$	123.00
Miscellaneous	\$	133.25

TOTAL GROSS PAYROLL	\$	759,028.65
----------------------------	-----------	-------------------



**CITY OF MERCER ISLAND
CERTIFICATION OF PAYROLL**

**PAYROLL PERIOD ENDING
PAYROLL DATED**

**8/12/2016
8/19/2016**

I, the undersigned, do hereby certify under penalty of perjury that the materials have been furnished, the services rendered, or the labor performed as described herein, that any advance payment is due and payable pursuant to a contract or is available as an option for full or partial fulfillment of a contractual obligation, and that the claim is a just, due and unpaid obligation against the city of Mercer Island, and that I am authorized to authenticate and certify to said claim.

Charles L. Corder

Finance Director

I, the undersigned, do hereby certify that the City Council has reviewed the documentation supporting claims paid and approved all checks or warrants issued in payment of claims.

Mayor

Date

Description		Amount
ADP Checks	62956464-62956470	10,158.92
ADP Direct Deposits		495,882.30
Void/Manual Adjustments		\$ 14,170.14
Tax & Benefit Obligations		258,679.44
Total Gross Payroll		8/19/16 768,731.88



CITY OF MERCER ISLAND

PAYROLL SUMMARY

PAYROLL PERIOD ENDING
PAYROLL DATED

8/12/2016
8/19/2016

Net Cash	\$	495,882.30
Net Voids/Manuals	\$	14,170.14
Federal Tax Deposit - Key Bank	\$	91,412.50
Social Security and Medicare Taxes	\$	46,371.72
Medicare Taxes Only (Fire Fighter Employees)	\$	1,700.49
Public Employees Retirement System 1 (PERS 1)	\$	-
Public Employees Retirement System 2 (PERS 2)	\$	20,709.03
Public Employees Retirement System 3 (PERS 3)	\$	4,881.00
Public Employees Retirement System (PERSJM)	\$	603.36
Public Safety Employees Retirement System (PSERS)	\$	162.06
Law Enforc. & Fire fighters System 2 (LEOFF 2)	\$	23,697.43
Regence & LEOFF Trust - Medical Insurance	\$	14,274.90
Domestic Partner/Overage Dependand - Insurance	\$	2,850.30
Group Health Medical Insurance	\$	1,069.24
Health Care - Flexible Spending Accounts	\$	2,611.00
Dependent Care - Flexible Spending Accounts	\$	2,028.31
United Way	\$	110.00
ICMA Deferred Compensation	\$	25,732.21
Fire 457 Nationwide	\$	8,086.42
Roth - ICMA	\$	50.00
Roth - Nationwide	\$	620.00
401K Deferred Comp	\$	-
Garnishments (Chapter 13)	\$	1,331.00
Child Support	\$	1,003.63
Mercer Island Employee Association	\$	127.50
Cities & Towns/AFSCME Union Dues	\$	2,425.10
Police Union Dues	\$	2,510.20
Fire Union Dues	\$	1,870.34
Fire Union - Supplemental Dues	\$	143.00
Standard - Supplemental Life Insurance	\$	334.30
Unum - Long Term Care Insurance	\$	964.00
AFLAC - Supplemental Insurance Plans	\$	682.15
Coffee Fund	\$	62.00
Transportation	\$	123.00
Miscellaneous	\$	133.25

TOTAL GROSS PAYROLL	\$	768,731.88
----------------------------	-----------	-------------------



CITY COUNCIL MINUTES REGULAR MEETING AUGUST 1, 2016

CALL TO ORDER & ROLL CALL

Deputy Mayor Debbie Bertlin called the meeting to order at 5:30 pm in the Council Chambers of City Hall, 9611 SE 36th Street, Mercer Island, Washington.

Deputy Mayor Debbie Bertlin and Councilmembers Dan Grausz, Jeff Sanderson, Wendy Weiker (arrived 5:35 pm), David Wisenteiner, and Benson Wong were present. Mayor Bruce Bassett was absent.

AGENDA APPROVAL

Deputy Mayor Bertlin removed AB 5205: Interlocal Agreement with MISD for Counseling Services from the agenda to be rescheduled at a later date.

It was moved by Wisenteiner; seconded by Wong to:

Approve the agenda as amended.

Passed 6-0

FOR: 6 (Bertlin, Grausz, Sanderson, Weiker, Wisenteiner, Wong)

ABSENT: 1 (Bassett)

EXECUTIVE SESSION

At 5:31 pm, Deputy Mayor Bertlin convened Executive Session #1 pursuant to RCW 42.30.110(1)(i) to discuss with legal counsel pending or potential litigation for 30 minutes.

At 6:03 pm, Deputy Mayor Bertlin adjourned Executive Session #1.

At 6:03 pm, Deputy Mayor Bertlin convened Executive Session #2 pursuant to RCW 42.30.110(1)(i) to discuss with legal counsel pending or potential litigation for one hour.

At 6:59 pm, Deputy Mayor Bertlin extended the Executive Session for an additional 15 minutes.

At 7:13 pm, Deputy Mayor Bertlin adjourned Executive Session #2.

The Regular Meeting reconvened at 7:16 pm.

SPECIAL BUSINESS

Women's Equality Day Proclamation

Deputy Mayor Bertlin proclaimed August 25, 2016 as Mercer Island Women's Equality Day and invited all Mercer Island residents to join together at Mercerdale Park on August 25, 2016 at 6:00 pm to celebrate with live music, food, and local guest speakers.

National Night Out

Deputy Mayor Bertlin noted that August 2, 2016 is National Night Out, an annual community building event that promotes partnerships between police and the communities that they serve. It is a time to build relationships and work together to make our community a better place to live, work, and play. She noted that the City will be hosting an event at the Sculpture Garden from 5:00-8:00 pm that will include food and live music.

APPEARANCES

Bart Dawson, 8812 SE 77th Place, Vice-Chair of the Mercer Island Library Board, spoke about the Mercer Island Library renovation and re-opening and thanked the Council for their support. He also thanked KCLS Director Gary Wasdin, the library users who participated in Gary's survey concerning library changes, and Councilmembers Bertlin, Grausz, and Wong who advocated on behalf of Mercer Island.

Sue Stewart, 3205 84th Ave SE, spoke in support of AB 5207 and asked Council to preserve West Hill/Kite Hill as park land on the land use map with the Comprehensive Plan. She also spoke about the 10% affordable housing requirement and the 16 homes being built on the Coval property.

Alan Reid, Emmanuel Episcopal Church, 4400 86th Ave SE, thanked the Council for looking at the residential development standards and for including a review around the needs of religious institutions.

Lynn Hagerman, 3058 61st Ave SE, asked that the residential development scope include multiple lot development. She also asked that the public process be expanded to include more than one public hearing.

Mary Mahoney, 3024 60th Ave SE, spoke about the house being built across the street from hers and the impact it is having on her neighborhood. She noted that neighborhood character is disappearing with the building of these enormous homes.

Cheryl Schumacher, 3040 60th Ave SE, spoke about the character of her neighborhood and thanked the Council for addressing the issue of residential development standards.

Ka Anderson, 6004 SE 32nd Street, spoke about the Proctor Landing Project and the effect on the neighborhood and quality of life. She noted that commercial sized projects do not belong in neighborhoods.

Marianne Bond, 3014 60th Ave SE, spoke about the Proctor Landing Project and invited Council to spend a day in her front yard.

Mark Cohen, 1st Hill, spoke about the reduction in permeable surfaces on Mercer Island and the benefits of trees. He also spoke about developers and private homeowners who push the limits of best practices by asking for impervious deviations and taking down large trees. He noted that it is easier to protect what we have now than to replace what we have lost later.

CONSENT CALENDAR

Payables: \$547,975.34 (7/21/16) & \$378,549.76 (7/27/16)

Recommendation: Certify that the materials or services hereinbefore specified have been received and that all warrant numbers listed are approved for payment.

Payroll: \$808,165.97 (7/22/16)

Recommendation: Certify that the materials or services specified have been received and that all fund warrants are approved for payment.

Minutes: July 19, 2016 Regular Meeting Minutes

Recommendation: Adopt the July 19, 2016 Regular Meeting Minutes as written.

It was moved by Wong; seconded by Weiker to:

Adopt the Consent Calendar and the recommendations contained therein.

Passed 6-0

FOR: 6 (Bertlin, Grausz, Sanderson, Weiker, Wisenteiner, Wong)

ABSENT: 1 (Bassett)

REGULAR BUSINESS

AB 5206 Single-Family Residential Development Standards - Scope of Work, Approach, and Public Engagement Plan

Planning Manager Evan Maxim presented the Single-Family Residential Development Standards Plan. He spoke about the policy based approach, evaluation forms, and the scope of work. He noted two exceptions to the scope of work; religious institutions in residential zones and a comprehensive review of all residential standards, including multi-family. He also spoke about the public engagement plan, the schedule parameters, and next steps.

It was moved by Grausz; seconded by Sanderson to:

Approve the proposed approach, scope of work, and public engagement plan for the Single-Family Residential Development Standards code amendment, and in addition, (1) obtain further public input to determine if other issues need to be addressed, and (2) include additional issues as noted by the Council.

Passed 6-0

FOR: 6 (Bertlin, Grausz, Sanderson, Weiker, Wisenteiner, Wong)

ABSENT: 1 (Bassett)

AB 5207 Zoning Text Amendment Modifying MICC Title 19 Pertaining to Procedures for Amending the Comprehensive Plan (1st Reading)

DSG Director Scott Greenberg presented the Zoning Text Amendment ordinance modifying MICC Title 19 pertaining to procedures for amending the Comprehensive Plan. He spoke about the Comprehensive Plan amendment process, the docketing process, including the preliminary docket and the final docket, and the schedule going forward.

It was moved by Wong; seconded by Weiker to:

Set Ordinance No. 16C-13 for second reading and adoption at the September 6, 2016 City Council meeting.

Passed 6-0

FOR: 6 (Bertlin, Grausz, Sanderson, Weiker, Wisenteiner, Wong)

ABSENT: 1 (Bassett)

OTHER BUSINESS

Councilmember Absences

Mayor Bassett's absence was excused.

Planning Schedule

Interim City Manager Bissonnette spoke about the Interlocal Agreement with the Mercer Island School District and the dates for the Micro-Planning Session.

The next City Council Meeting will be Tuesday, September 6.

Councilmember Grausz asked for a report back from the August 17 meeting with the School District regarding road projects. He also asked for an update on the MICA lease.

Board Appointments

There were no appointments.

Councilmember Reports

Councilmember Weiker recognized Youth Development Coordinator Tambi Cork for organizing the Summer Volunteer Program (SVP) and the Volunteer Outreach in Communities Everywhere (VOICE) program.

Councilmember Sanderson spoke about the library re-opening, summer concerts in the parks, and the Open Space Conservancy Trust's ongoing dog leash issue.

Deputy Mayor Bertlin noted that National Night Out is tomorrow and provided an update on the City Manager recruitment process.

ADJOURNMENT

The Regular Meeting adjourned at 9:19 pm.

Bruce Bassett, Mayor

Attest:

Karin Roberts, Deputy City Clerk



**CITY COUNCIL MINUTES
SPECIAL MEETING
AUGUST 8, 2016**

CALL TO ORDER & ROLL CALL

Mayor Bruce Bassett called the Special Meeting to order at 9:00 am in the Council Chambers of City Hall, 9611 SE 36th Street, Mercer Island, Washington.

Mayor Bruce Bassett and Councilmembers Jeff Sanderson and Benson Wong were present. Deputy Mayor Debbie Bertlin and Councilmembers Dan Grausz, Wendy Weiker, and David Wisenteiner participated by phone.

EXECUTIVE SESSION

To discuss (with legal counsel) pending or potential litigation pursuant to RCW 42.30.110(1)(i) for one hour

At 9:03 am, Mayor Bassett convened an Executive Session pursuant to RCW 42.30.110(1)(i) to discuss with legal counsel pending or potential litigation for approximately 1 hour.

At 10:00 am, Mayor Bassett extended the Executive Session for an additional 15 minutes.

At 10:15 am, Mayor Bassett extended the Executive Session for an additional 15 minutes.

At 10:30 am, Mayor Bassett adjourned the Executive Session.

ADJOURNMENT

The Special Meeting was adjourned at 10:30 am.

Bruce Bassett, Mayor

Attest:

Karin Roberts, Deputy City Clerk



**CITY COUNCIL MINUTES
SPECIAL MEETING
AUGUST 24, 2016**

CALL TO ORDER & ROLL CALL

Mayor Bruce Bassett called the Special Meeting to order at 5:01 pm in the Council Chambers of City Hall, 9611 SE 36th Street, Mercer Island, Washington.

Mayor Bruce Bassett and Councilmembers Jeff Sanderson, Wendy Weiker, and Benson Wong were present. Deputy Mayor Debbie Bertlin and Councilmembers Dan Grausz, and David Wisenteiner participated by phone.

EXECUTIVE SESSION

At 5:03 pm, Mayor Bassett convened an Executive Session pursuant to RCW 42.30.110(1)(i) to discuss with legal counsel pending or potential litigation for approximately 90 minutes.

At 6:28 pm, Mayor Bassett adjourned the Executive Session.

ADJOURNMENT

The Special Meeting was adjourned at 6:28 pm.

Bruce Bassett, Mayor

Attest:

Karin Roberts, Deputy City Clerk



**BUSINESS OF THE CITY COUNCIL
CITY OF MERCER ISLAND, WA**

**AB 5205
September 6, 2016
Consent Calendar**

**INTERLOCAL AGREEMENT WITH THE
MERCER ISLAND SCHOOL DISTRICT FOR
COUNSELING SERVICES**

Proposed Council Action:

Authorize the Interim City Manager to sign the Interlocal Agreement with the Mercer Island School District for counseling services during the 2016-2017 school year.

DEPARTMENT OF

Youth and Family Services (Cynthia Goodwin)

COUNCIL LIAISON

Benson Wong

EXHIBITS

1. 2016-2017 Interlocal Agreement for Counseling Services

APPROVED BY CITY MANAGER

AMOUNT OF EXPENDITURE	\$	599,831
AMOUNT BUDGETED	\$	599,831
APPROPRIATION REQUIRED	\$	0

SUMMARY

Since 1979, Youth and Family Services has placed mental health counselors in each of the Mercer Island School District's elementary, middle and high schools, as well as the Crest Learning Center for collaborative counseling programs.

The proposed Interlocal agreement (Exhibit 1) reflects an annual payment of \$60,000 from the Mercer Island School District (District) to support 7.5 FTE mental health and drug and alcohol school-based counselor positions. This is the amount the District has contributed since 2011. This year's interlocal agreement reflects the addition of a full-time mental health counselor for the new, fourth elementary school and an adjustment to service provision at the middle school. Services at the middle school will remain at 20 hours per week and will be delivered by a mental health intern along with additional services from the current prevention counselor. The addition of the new Northwood elementary school counselor and the reconfiguration of middle school services has been coordinated with and agreed upon by both the City and the District. The personnel salary figures have been adjusted to reflect the budgeted amounts for the 2016-2017 school calendar year.

RECOMMENDATION

Youth and Family Services Director

MOVE TO: Authorize the Interim City Manager to sign the Interlocal Agreement with the Mercer Island School District for Counseling Services during the 2016-2017 school year.

City of Mercer Island and Mercer Island School District 2016-2017 Interlocal Agreement for Counseling Services

THIS INTERLOCAL AGREEMENT ("Agreement") is entered into by and between Mercer Island School District No. 400 ("District") and the City of Mercer Island, a municipal corporation of the State of Washington ("City") (collectively, "Parties") pursuant to and as authorized by the Interlocal Cooperation Act (Chapter 39.34 RCW).

WHEREAS, the District desires to obtain comprehensive counseling services in an economical and efficient manner; and

WHEREAS, the City has a comprehensive counseling service available within the Department of Youth and Family Services; and

WHEREAS, the City Council has determined that the public health, welfare and safety is enhanced by delivering these services; and

WHEREAS, the Parties desire to enter into this Interlocal Agreement to set forth the terms and conditions under which such counseling services shall be provided by the City to the District;

NOW, THEREFORE, in consideration of the mutual promises and covenants herein contained, to be kept, performed and fulfilled by the respective Parties hereto, and other good and valuable consideration, it is mutually agreed as follows:

Scope of Services

1. Purpose. The purpose of the Interlocal Agreement is to enable the City and the District to cooperatively provide comprehensive counseling services to the students of the District to the mutual advantage of the Parties and the benefit of the community.
2. Duration/Termination. This Agreement shall commence on September 1, 2016 and terminate on August 31, 2017. Provided, however, that the City or the District may terminate the Agreement upon giving thirty (30) days written notice to the other party.

If the contract is terminated as provided in this section, the District shall be liable only for payment in accordance with the terms of this Agreement for services rendered prior to the effective date of termination and the City shall be released from any obligation to provide such further service pursuant to the Agreement as of the effective date of the termination.

The Parties' cost allocation and payment responsibilities for 2017-18, and any subsequent academic years, will be reviewed and discussed during the term of the Agreement by both parties prior to the development and execution of any future Interlocal Agreements.

3. Services to be Provided. The City will provide 7.5 FTE counseling professionals from the Youth & Family Services Department of the City to perform services at District facilities. These counselors will perform their duties from September 1, 2016 to June 30, 2017. The counselors are: four full-time elementary school counselors, one full-time middle school counselor, one half-time middle school prevention services support, one full-time high school counselor, and one full-time high school alcohol/drug specialist. The counselors shall provide services which include, but shall not be limited to the following: assistance

with personal problems of students; individual and group counseling with students; family and parental counseling on a short term basis; delivering group curricula as requested by school staff and when appropriate; alcohol and other drug intervention services, and consulting with the District staff concerning student behavior, including participation, when appropriate, on Student Study Teams (SST) and/or Building Guidance Teams (BGT).

4. Cost Allocation. The District will pay \$60,000.00 of the total sum for the school-based counseling personnel services during the term of the Agreement (2016-2017 school year), and the City will pay the difference of the total sum, as outlined below:

2016-2017 ESTIMATE:			
	City Share	District Share	Total
4 Elementary School Counselors	246,881.00	60,000.00	306,881.00
1 Middle School Counselor	83,816.00	-	83,816.00
1 Middle School Drug/Alcohol Specialist (half time)	42,439.00	-	42,439.00
1 High School Drug/Alcohol Specialist	77,314.00	-	77,314.00
1 R&R Place Counselor	86,981.00	-	86,981.00
Tuition & Registrations	2,400.00	-	2,400.00
	539,831.00	60,000.00	599,831.00

5. Premises/Equipment. The District will provide on-site space, equipment, email accounts, and supplies necessary to provide the counseling services, at no cost to the City. Each school counselor must comply with the Acceptable Use Policy of the District.
6. Employees. All persons performing services hereunder shall be employees of the City and not the District. Nothing in this Agreement shall make any employee of the City an employee of the District, and vice versa, for any purpose, including but not limited to, withholding of taxes, payment of benefits, insurance, worker's compensation pursuant to Title 51 RCW, or any other rights or privileges accorded to either Parties' employee by virtue of their employment. At all times pertinent hereto, employees of the City are acting as City employees and employees of the District are acting as District employees.
7. Indemnification. The City will protect, defend, indemnify, and save harmless the District, its officers, employees, and agents from and against any costs, claims, actions, liabilities, judgments or awards and damages (including attorney's fees and costs) arising out of or in any way resulting from the negligent acts or omissions of the City, its officers, its employees, and agents in connection with this Agreement.

The District will protect, defend, indemnify, and save harmless the City, its officers, employees, and agents from and against any and all costs, claims, actions, liabilities, judgments or awards and damages (including attorney's fees and costs) arising out of or in any way resulting from the negligent acts or omissions of the District, its officers, employees and agents in connection with this Agreement. The District waives any immunity that may be granted to it under the Washington State Industrial Insurance Act, Title 51 RCW. The District's indemnification shall not be limited in any way by any limitation on the amount of damages, compensation or benefits payable to or by any third party under workers compensation acts, disability benefit acts or any other benefits acts or programs.

This indemnification paragraphs shall survive the expiration or earlier termination of this Agreement.

8. Insurance.

8.1 The City shall maintain in full force throughout the duration of this Agreement comprehensive general liability insurance with a minimum coverage of \$1,000,000 per occurrence/\$2,000,000 aggregate for personal injury and property damage, and name the District as an additional insured thereon. This requirement shall be deemed satisfied by evidence of the City's membership in a municipal self- insurance pool, including evidence of limits of coverage, exclusions, and limits of liability, satisfactory to the District.

8.2 The District shall maintain in full force throughout the duration of this Agreement comprehensive general liability insurance with a minimum coverage of \$1,000,000 per occurrence/\$2,000,000 aggregate for personal injury and property damage, and name the City as an additional insured thereon. This requirement shall be deemed satisfied by evidence of the District's membership in a school district self-insurance pool, including evidence of limits of coverage, exclusions and limits of liability, satisfactory to the City.

9. Standards of Performance. All services performed hereunder by the City shall be performed diligently and competently and in accordance with professional standards. The District will provide to the City supervisor of counselors an end-of-year review on or before June 1 of each counselor's performance. The end of year review will include input from the school principal and the assistant superintendent for learning services and will note annual successes and opportunities for growth and development for the ensuing year(s) should the District and City extend this agreement in successive years. The District will communicate to the City supervisor of the counselors at any time when performance issues arise during the school year. The City will consult with the District when improvement plans may be needed.

The City will provide an end-of-year review that includes a summary of the issues identified that affected a counselor's ability to perform his/her duties. The review will note practices and environments which led to a successful partnership as well as any opportunities for improvement in the partnership and collaboration for the ensuing year should the District and City extend this Agreement in successive years. The District will consult with the City when improvement plans may be needed.

10. Disclosure of Student Information. In the course of consulting with District staff concerning student behavior and participation on Student Study Teams (SST), Building Guidance Teams (BGT), and/or in other formal and informal venues, counselors providing services under this agreement may receive personally identifiable information from the education records of students. Such information remains subject to the control of the District. Counselors are authorized to use this information only for the purpose of consulting with District staff concerning student behavior and participation on Student Study Teams (SST), Building Guidance Teams (BGT), and/or in other formal and informal venues. Counselors may not disclose such information for any other purpose without the consent of the parent or eligible student.

At the conclusion of the academic year, the City will provide a summary document to the

assistant superintendent of learning services that will include, but is not limited to the number of District students referred to outside counseling services, the number of students counselors worked with during the year (unduplicated), the number of student contacts counselors had during the year (duplicated), and the broad themes for why students needed counselor support.

11. Severability. Whenever possible, each provision of this Agreement shall be interpreted in such a manner as to be effective and valid under applicable law. Any provisions of this Agreement that are declared invalid, void, or illegal by a court of competent jurisdiction shall in no way affect, impair, or invalidate any other provision hereof, and such other provisions shall remain in full force and effect.
12. Assignability. The rights, duties, and obligations of either party to this Agreement may not be assigned to any third party without the prior written consent of the other party, which consent shall not be unreasonably withheld.
13. No Third-Party Rights. Except as expressly provided herein, nothing in this Agreement shall be construed to permit anyone other than the Parties hereto and their successors and assigns to rely upon the covenants and agreements herein contained nor to give any such third party a cause of action (as a third-party beneficiary or otherwise) on account of any nonperformance hereunder.
14. Entire Agreement. This Agreement constitutes the entire Agreement between the Parties. Either party may request changes in the Agreement. Proposed changes that are mutually agreed upon shall be incorporated by written amendment hereto.
15. Applicable Law, Venue, and Attorney's Fees. This Agreement shall be governed by and construed in accordance with the laws of the State of Washington. In the event of any suit or other proceeding instituted to enforce any term of this Agreement, the venue shall be King County, Washington.
16. Filing Requirement. This Agreement shall be filed/posted in accordance with RCW 39.34.040.
17. Nondiscrimination. The City will not unlawfully discriminate against any employee or applicant for employment in connection with the services provided under this Agreement because of race, creed, color, sex, sexual orientation, age, national origin, marital status, or physical and motor handicap or other unlawful basis unless based upon bona fide occupational qualifications.

The City will ensure that all employees are treated without regard to the race, creed, color, sex, sexual orientation, age, national origin, marital status, and physical and other motor handicap. Such action shall include, but not be limited to the following: employment, upgrading, demotion, transfer, recruitment, or recruiting advertisement, layoff, termination rates of pay or other forms of compensation, selection for training, including any apprenticeship.

18. Administration of Agreement. Each party shall designate an official responsible for the administration of this Agreement and negotiate with regard thereto.

In the case of the City, that official shall be the Director of the Department of Youth and

Family Services or his/her designee.

In the case of the District, that official shall be the Assistant Superintendent of Learning Services or his/her designee. These officials shall communicate from time to time, as they deem necessary to discuss the services and performance of this Agreement and other relevant matters.

DATED this _____ day of _____, 2016.

CITY OF MERCER ISLAND

**MERCER ISLAND SCHOOL DISTRICT
NO. 400**

Pam Bissonnette
Interim City Manager

Dr. Gary Plano
Superintendent

APPROVED AS TO FORM:

APPROVED AS TO FORM:

Kari Sand, City Attorney

Erin Battersby, Attorney for District
Senior Director, Compliance & Legal Affairs



**BUSINESS OF THE CITY COUNCIL
CITY OF MERCER ISLAND, WA**

**AB 5208
September 6, 2016
Regular Business**

**ZONING TEXT AMENDMENT MODIFYING
MERCER ISLAND CITY CODE (MICC) TITLE 19
PERTAINING TO PROCEDURES FOR
AMENDING THE COMPREHENSIVE PLAN (2ND
READING) AND AMENDING THE CITY FEE
SCHEDULE**

Proposed Council Action:

Conduct second reading of and adopt Ordinance No. 16C-13 and adopt Resolution No. 1518

DEPARTMENT OF

Development Services Group (Scott Greenberg)

COUNCIL LIAISON

n/a

EXHIBITS

1. Draft Ordinance No. 16C-13
2. Draft Resolution No. 1518
3. Comprehensive Plan Amendment Fee Comparison

APPROVED BY CITY MANAGER

AMOUNT OF EXPENDITURE	\$	n/a
AMOUNT BUDGETED	\$	n/a
APPROPRIATION REQUIRED	\$	n/a

SUMMARY

The City Council conducted a first reading of proposed amendments to the development code related to procedures for amending the Comprehensive Plan on August 1, 2016 (Agenda Bill 5207). Staff was asked to research the following two issues and provide further information to the City Council.

CITY COUNCIL ABILITY TO ADD AMENDMENTS OUTSIDE OF DOCKETING PROCESS

Councilmember Grausz asked whether the City Council could add new amendments for consideration after the proposed annual deadline for Comprehensive Plan amendments (October 1). There are two aspects to this question—legal and practical.

Under RCW 36.70A.130, proposed amendments must be “...considered by the governing body of the county or city no more frequently than once every year.” State law contemplates limited exceptions to the “once every year” limitation. These include initial adoption of a subarea plan, amendment of a Shoreline Master Program, amendment of the capital facilities element concurrent with adoption of the City’s budget, creation of a planned action, emergencies, or to resolve an administrative or judicial appeal of a Comprehensive Plan. See RCW 36.70A.130(2)(a)(i)-(v) and proposed MICC 19.15.050(c)(3) (Exhibit 1 at pp. 5-6).

Councilmembers may remember adopting an emergency “out of cycle” Comprehensive Plan amendment in 2015 related to collection of school impact fees. In that case, Comprehensive Plan policy amendments and adoption by reference of the Mercer Island School District’s Capital Facilities Plan were needed prior to

adoption of an impact fee ordinance. Council determined that delaying the adoption of school impact fees until 2016 and thereby delaying collection of revenue constituted an emergency.

All proposed amendments must be “...considered by the governing body concurrently so the cumulative effect of the various proposals can be ascertained.” (RCW 36.70A.130) WAC 365-196-640(5) describes how cumulative effects are to be evaluated: “...The amendment process should include an analysis of all proposed amendments evaluating their cumulative effect. This analysis should be prepared in conjunction with analyses required to comply with the State Environmental Policy Act under chapter 43.21C RCW.” Therefore, legally, the City Council could add new items to the final docket of amendments until such time as analyses of environmental impacts of the proposed amendments has begun under the State Environmental Policy Act (SEPA).

However, adding new amendments after establishment of the final docket undermines the fundamental Legislative intent of having a coordinated, predictable, consistent, efficient and transparent process for amending the Comprehensive Plan each year. See generally, RCW 36.70A.130. Following an established process that is supported by State law and visible to the community will lend credibility to the outcome of the annual process. Adding new items in a piecemeal manner after the final docket has been established could lead to distrust of the process and inefficiencies for the Planning Commission, staff and any consultant resources working on the final docket.

To illustrate, consider a possible scenario (dates are approximate): Council approves the final docket on Dec. 5, 2016. A Notice of Application and likely SEPA Determination of Non-Significance is issued on February 6, 2017. This allows the Planning Commission to begin their initial review of the final docket beginning March 1, 2017. Planning Commission reviews the docketed items in March and April, and staff issues a SEPA DNS and a Notice of Public Hearing on May 1, 2017. Planning Commission holds a public hearing on May 17, 2017, and makes a recommendation to City Council, for Council review in June, 2017.

If, at any time after the initial notice on February 6, 2017, Council adds another item to the docket, we would need to re-start the notification and SEPA process, delaying Planning Commission and City Council review and action of the final docket.

If an idea for a policy amendment comes up after the final docket is established, it can either be added to the following year’s preliminary docket for consideration, or, if the proposed amendment meets one of the criteria for an out of cycle amendment, it can be handled separately. To reiterate, the criteria for an out of cycle amendment are set forth in State law, specifically RCW 36.70A.130(2)(a)(i)-(v), will be incorporated by reference in the proposed new code. See proposed MICC 19.15.050(c)(3) (Exhibit 1, at pp. 5-6).

For the reasons above, staff does not recommend adding a new exception for an out of cycle amendment beyond those contemplated in State law to allow Council-initiated amendments after establishment of the final docket.

APPLICATION FEES FOR PROPOSED AMENDMENTS

Deputy Mayor Bertlin requested information on what other cities are charging for Comprehensive Plan amendments. Exhibit 3 is a summary of Comprehensive Plan amendment fees from 17 local cities. Mercer Island’s current flat fee of \$4,263 (including 3% technology fee) is in the mid-range of other cities that charge a fee. Our fee for map amendments is 10% below average for map amendments and 9% below average for text amendments.

The policy questions for City Council and staff recommendations are:

- Should any fees be charged for a Comprehensive Plan amendment request?

Staff recommendation: Yes.

- If yes, should fees be charged only for requests that benefit a private property or for all amendment requests?

Staff Recommendation: Amendments proposed by City Council, Planning Commission or City staff should not be charged a fee, as the Comprehensive Plan is the City's document to update and maintain, just like its budget, capital improvement plan or water system plan. Other amendments should be charged a fee.

- When a fee is charged, should a lower, non-refundable fee be charged for the initial docketing process?

Staff Recommendation: Yes. Staff is proposing a fee of 10% of the total filing fee payable with the application for an amendment. Currently, that would be \$426, with the remaining balance of \$3,837 due within 30 days of Council establishment of the final docket.

RECOMMENDATION

Development Services Group Director

- MOVE TO:
1. Adopt Ordinance No. 16C-13 adopting procedures for amending the Comprehensive Plan.
 2. Adopt Resolution No. 1518 amending the application fee for Comprehensive Plan amendments.

**CITY OF MERCER ISLAND
ORDINANCE NO. 16C-13**

**AN ORDINANCE OF THE CITY OF MERCER ISLAND, WASHINGTON,
AMENDING CHAPTER 19.15 MICC TO ADD PROCEDURES FOR AMENDING
THE COMPREHENSIVE PLAN**

WHEREAS, the City of Mercer Island City Code (MICC) contains Title 19, the Unified Land Development Code; and

WHEREAS, the City's current procedures for amending the Comprehensive Plan are contained in the Comprehensive Plan and chapter 19.15 MICC; and

WHEREAS, the Growth Management Act (chapter 36.70A RCW) requires a formal process to compile and maintain a list of suggested changes to the Comprehensive Plan for consideration referred to as a "docketing" process; and

WHEREAS, the City's existing Comprehensive Plan amendment procedures do not require docketing of proposed amendments; and

WHEREAS, changing the timing of the City's Comprehensive Plan amendment process will result in better community engagement and improved coordination with the City's budgeting process; and

WHEREAS, staff sent notice of Mercer Island's proposed zoning code text amendment to the Washington State Department of Commerce for review as required by the GMA on July 1, 2016; and

WHEREAS, on July 5, 2016, a Public Notice of Application and Public Hearing was published in the City of Mercer Island Permit Bulletin regarding the zoning code text amendment proposal to give public notice of the open record hearing in front of the Planning Commission and to encourage public participation; and

WHEREAS, on July 6, 2016, a Public Notice of Application and Public Hearing was published in the Mercer Island Reporter, giving public notice of the open record hearing in front of the Planning Commission and encouraging public participation; and

WHEREAS, a public comment period was provided from July 5, 2016 through July 20, 2016 to obtain public comments regarding the proposed zoning code text amendment; and

WHEREAS, the Mercer Island Planning Commission held a public hearing on July 20, 2016, and recommended approval of the proposed zoning code text amendment; and

WHEREAS, the City Council held the first reading of the proposed zoning code text amendment on August 1, 2016 and the second reading on September 6, 2016 during the Council's regular public meetings;

NOW, THEREFORE, THE CITY COUNCIL OF THE CITY OF MERCER ISLAND, WASHINGTON, DO ORDAIN AS FOLLOWS:

Section 1: **Amendment to MICC 19.15.020(G)**. MICC 19.15.020(G) is hereby amended as follows:

G. Decision Criteria. Decisions shall be based on the criteria specified in the Mercer Island City Code for the specific action. A reference to the code sections that set out the criteria and standards for decisions appears in MICC 19.15.010(E). For those actions that do not otherwise have criteria specified in other sections of the code, the following are the required criteria for decision.

1. Comprehensive Plan Amendment.

a. The amendment is consistent with the Growth Management Act, the county-wide planning policies, and the other provisions of the comprehensive plan and city policies; and

i. There exists obvious technical error in the information contained in the comprehensive plan; or

ii. The amendment addresses changing circumstances of the city as a whole;

b. If the amendment is directed at a specific property, the following additional findings shall be determined:

i. The amendment is compatible with the adjacent land use and development pattern;

ii. The property is suitable for development in conformance with the standards under the potential zoning; and

iii. The amendment will benefit the community as a whole and will not adversely affect community facilities or the public health, safety, and general welfare.

...

Section 2: Establish Mercer Island City Code section 19.15.050. There is hereby added to chapter 19.15 of the Mercer Island City Code (“MICC”), a new section 19.15.050, entitled “Comprehensive Plan Amendments,” as follows:

19.15.050 Comprehensive Plan Amendments

A. Purpose. The Growth Management Act (GMA), chapter 36.70A RCW, requires that the city include within its development regulations a procedure for any interested person to suggest plan amendments. The suggested amendments will be docketed for consideration. The purpose of this section is to establish a procedure for amending the city’s comprehensive plan text and maps. Amendments to the comprehensive plan are the means by which the city may modify its 20-year plan for land use, development or growth policies in response to changing City needs or circumstances. All plan amendments will be reviewed in accordance with the GMA, and other applicable state laws, the countywide planning policies, the adopted city of Mercer Island comprehensive plan, and applicable capital facilities plans.

B. Application Requirements. Proposed amendment requests may be submitted by the public, city manager, city department directors or by majority vote of the city council, planning commission or other city board or commission. Proposed amendments submitted by the public shall be accompanied by application forms required by this title and by the code official and the filing fees established by resolution. All application forms for amendments to the comprehensive plan shall include a detailed description of the proposed amendment in nontechnical terms.

C. Frequency of Amendments.

1. Periodic Review. The comprehensive plan shall be subject to continuing review and evaluation by the city (“periodic review”). The city shall take legislative action to review and, if needed, revise its comprehensive plan to ensure the plan complies with the requirements of the GMA according to the deadlines established in RCW 36.70A.130.

2. Annual Amendment Cycle. Updates, proposed amendments, or revisions to the comprehensive plan may be considered by the city council no more frequently than once every calendar year as established in this section (the “annual amendment cycle”). During a year when periodic review of the

comprehensive plan is required under RCW 36.70A.130, the annual amendment cycle and the periodic review shall be combined.

3. More frequent amendments may be allowed under the circumstances set forth within RCW 36.70A.130 (2). Amendments processed outside of the annual amendment cycle under RCW 36.70A.130 (2) may be initiated by action of the city council. The city council shall specify the scope of the amendment, identify the projected completion date, and identify and if necessary, fund resources necessary to accomplish the work. Amendments allowed to be processed outside of the annual amendment cycle are not subject to the docketing process outlined within subsection D.

D. Docketing of Proposed Amendments. For purpose of this section, docketing refers to compiling and maintaining a list of suggested changes to the comprehensive plan in a manner that will ensure such suggested changes will be considered by the city and will be available for review by the public. The following process will be used to create the docket:

1. Preliminary Docket Review. By September 1, the city will issue notice of the annual comprehensive plan amendment cycle for the following calendar year. The amendment request deadline is October 1. Proposed amendment requests received after October 1 will not be considered for the following year's comprehensive plan amendment process but will be held for the next eligible comprehensive plan amendment process.

a. The code official shall compile and maintain for public review a list of suggested amendments and identified deficiencies as received throughout the year.

b. The code official shall review all complete and timely filed applications proposing amendments to the comprehensive plan and place these applications on the preliminary docket along with other city-initiated amendments to the comprehensive plan.

c. The planning commission shall review the preliminary docket at a public meeting and make a recommendation on the preliminary docket to the city council each year.

d. The city council shall review the preliminary docket at a public meeting. By December 31, the city council shall establish the final docket based on the criteria in subsection E. Once approved, the final docket defines the work plan and resource needs for the following year's comprehensive plan amendments.

2. Final Docket Review.

a. Placement on the final docket does not mean a proposed amendment will be approved. The purpose of the final docket is to allow for further analysis and consideration by the city.

b. All items on the final docket shall be considered concurrently so that the cumulative effect of the various proposals can be ascertained. Proposed amendments may be considered at separate meetings or hearings, so long as the final action taken considers the cumulative effect of all proposed amendments to the comprehensive plan.

c. The code official shall review and assess the items placed on the final docket and prepare a staff report including recommendations for each proposed amendment. The code official shall be responsible for developing an environmental review of the combined impacts of all proposed amendments on the final docket, except that applicants seeking a site-specific amendment shall be responsible for submittal of a SEPA environmental checklist and supporting information. The code official may require an applicant to pay for peer review and/or additional resources needed to review the proposal. The code official shall set a date for consideration of the final docket by the planning commission and timely transmit the staff report(s) prior to the scheduled date.

d. The planning commission shall review the proposed amendments contained in the final docket based on the criteria set forth in MICC 19.15.020(G)(1). The planning commission shall hold at least one public hearing on the proposed amendments. The planning commission shall make a recommendation on the proposed amendments and transmit the recommendation to the city council.

e. After issuance of the planning commission's recommendation, the code official shall set a date for consideration of the final docket by the city council. The city council shall review the proposed amendments taking into consideration the recommendations of the planning commission and code official. The city council may deny, approve, or modify the planning commission's recommendations consistent with the criteria set forth in MICC 19.15.020(G)(1). The city council's establishment of a final docket of proposed amendments is not appealable.

f. The planning commission and the city council may hold additional public hearings, meetings, or workshops as warranted by the proposed amendments.

E. Docketing Criteria. The following criteria shall be used to determine whether a proposed amendment is added to the final docket in subsection D:

1. The request has been filed in a timely manner, and either:
 - a. State law requires, or a decision of a court or administrative agency has directed, such a change; or
 - b. All of the following criteria are met:
 - i. The proposed amendment presents a matter appropriately addressed through the comprehensive plan;
 - ii. The city can provide the resources, including staff and budget, necessary to review the proposal, or resources can be provided by an applicant for an amendment;
 - iii. The proposal does not raise policy or land use issues that are more appropriately addressed by an ongoing work program item approved by the city council;
 - iv. The proposal will serve the public interest by implementing specifically identified goals of the comprehensive plan or a new approach supporting the city's vision; and
 - v. The essential elements of the proposal and proposed outcome have not been considered by the city council in the last 3 years. This time limit may be waived by the city council, if the proponent establishes that there exists a change in circumstances that justifies the need for the amendment.

F. Combined Comprehensive Plan Amendment and Rezone. In cases where both a comprehensive plan amendment and a rezone are required, both shall be considered together, and all public notice must reflect the dual nature of the request.

G. Expansion of Land Use Map Amendment. The city may propose to expand the geographic scope of an amendment to the comprehensive plan land use map to allow for consideration of adjacent property, similarly situated property, or area-wide impacts. The following criteria shall be used in determining whether to expand the geographic scope of a proposed land use map amendment:

1. The effect of the proposed amendment on the surrounding area or city;
2. The effect of the proposed amendment on the land use and circulation pattern of the surrounding area or city; and
3. The effect of the proposed amendment on the future development of the surrounding area or city.

Section 3: **Severability.** If any section, sentence, clause or phrase of this ordinance or any municipal code section amended hereby should be held to be invalid or unconstitutional by a court of competent jurisdiction, such invalidity or unconstitutionality shall not affect the validity of any other section, sentence, clause or phrase of this ordinance or or its application to any other person, property or circumstance.

Section 4: **Ratification.** Any act consistent with the authority and prior to the effective date of this ordinance is hereby ratified and affirmed.

Section 5: **Effective Date and Publication.** This Ordinance shall be published in the official newspaper of the City, and shall take effect and be in full force five days after the date of publication. This Ordinance shall be published by an approved summary consisting of the title.

PASSED by the City Council of the City of Mercer Island, Washington at its regular meeting on the 6th day of September, 2016 and signed in authentication of its passage.

CITY OF MERCER ISLAND

Bruce Bassett, Mayor

Approved as to Form:

ATTEST:

Kari Sand, City Attorney

Allison Spietz, City Clerk

Date of Publication: _____

**CITY OF MERCER ISLAND
RESOLUTION NO. 1518**

**A RESOLUTION OF THE CITY OF MERCER ISLAND, WASHINGTON
ADJUSTING COMPREHENSIVE PLAN AMENDMENT FEES.**

WHEREAS, the following resolutions were adopted to adjust development and construction permit fees: June 2004, Resolution No. 1336; December 2006, Resolution No. 1383; November 2009, Resolution No. 1419; November 2010, Resolution No. 1436; November 2011, Resolution No. 1442; November 2013, Resolution No. 1474, November 2014, Resolution No. 1491; June 20, 2016, Resolution No. 1516; and

WHEREAS, fees are charged for services provided by the Development Services Group (DSG) for the amendment of the City's Comprehensive Plan; and

WHEREAS, Ordinance 16C-13 divides the Comprehensive Plan amendment process into two parts: a preliminary docketing process and a final docketing process; and

WHEREAS, the fee for a Comprehensive Plan amendment should also be divided into two parts: a smaller fee for the preliminary docketing process and a larger fee for the final docketing process; and

WHEREAS, Comprehensive Plan amendments proposed by the City should not be charged a fee;

NOW THEREFORE, BE IT RESOLVED BY THE MAYOR AND CITY COUNCIL OF THE CITY OF MERCER ISLAND, WASHINGTON, AS FOLLOWS:

Section 1: Development and Construction Permit Fee Schedule.

Consistent with the authority set forth in Mercer Island City Code 19.15.020(B)(2) the fee for Comprehensive Plan amendment established in Resolution No. 1516 is amended as follows:

Comprehensive Plan Amendment (CPA) ~~\$4,139~~

Application fee: \$414

Additional fee if added to final docket: \$3,725

Applications proposed by the City are exempt from these fees.

Section 2: Future Fee Adjustments.

The fees set forth above shall be adjusted annually, beginning January 1, 2017 based on the estimated annual growth in personnel costs of Development Services Group staff as determined by the Finance Director. The annual escalator shall be determined by comparing the estimated salaries and benefits in the coming year to the actual salaries and benefits in the current year for all Development Services Group staff, excluding contract employees.

Section 3: Effective Date.

This resolution shall take effect and be in force on and after September 7, 2016. Nothing contained herein shall affect the amount of collection of rates, fees, and charges established prior to September 7, 2016.

PASSED BY THE CITY COUNCIL OF THE CITY OF MERCER ISLAND, WASHINGTON,
AT ITS REGULAR MEETING ON THE 6TH DAY OF SEPTEMBER, 2016.

CITY OF MERCER ISLAND

Bruce Bassett, Mayor

ATTEST:

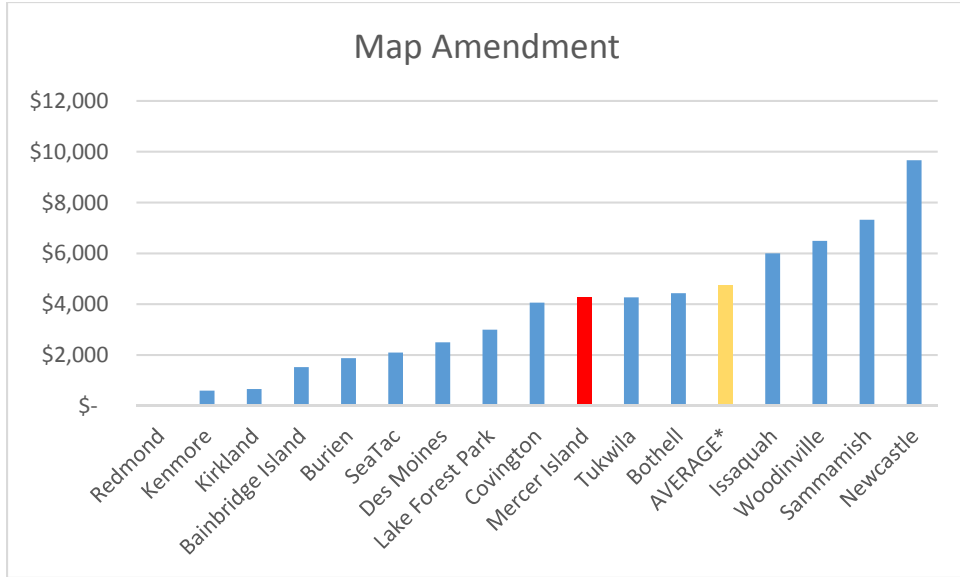
Allison Spietz, City Clerk

COMPREHENSIVE PLAN AMENDMENT FEE COMPARISON

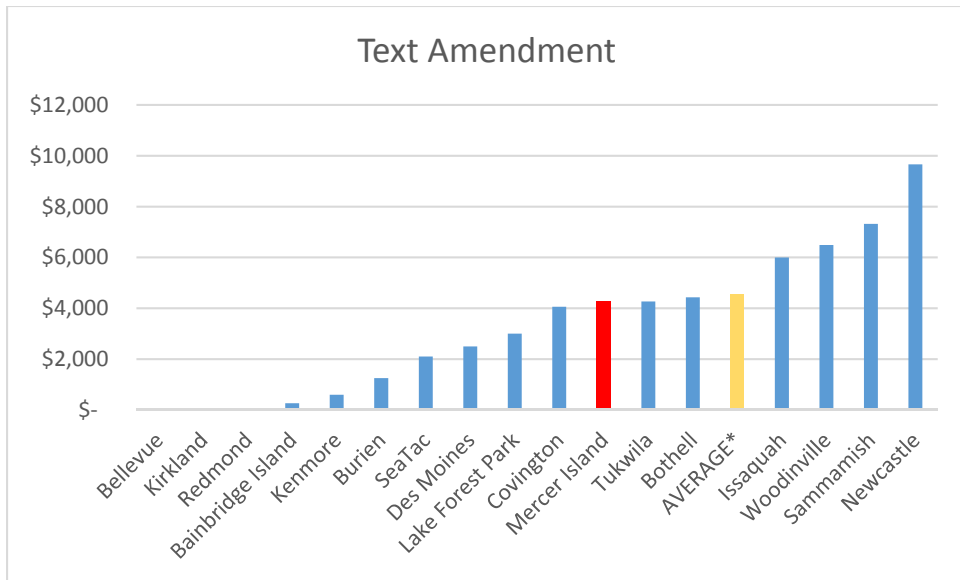
City	Fees
Mercer Island	\$4,263
Bainbridge Island	Site-specific: \$1,526 Other: \$265
Bellevue	Site-specific amendment: Actual cost (\$162/hour): \$9,720* Not site-specific: No fees
Bothell	\$4,434
Burien	Map amendment: \$1,878 Text amendment: \$1,252
Covington	\$4,061, includes \$500 non-refundable docketing fee
Des Moines	\$2,500
Issaquah	Staff cost @ \$100/hour: \$6,000*
Kenmore	\$200-Threshold review \$400-Final docket review
Kirkland	Site specific map amendment: \$332 threshold review plus \$332 final docket review City-wide or neighborhood-wide policy change: No fee
Lake Forest Park	\$500-initial review; \$2500 if application accepted for review
Newcastle	\$1,144 plus \$142/staff hour: \$9,664*
Redmond	No fee
Sammamish	\$122/staff hour: \$7,320*
SeaTac	\$2,100
Shoreline	Site specific amendment: \$161/staff hour (min. \$9,675) plus \$2,477 for public hearing=total \$12,152 minimum*
Tukwila	\$4,271
Woodinville	Housekeeping: \$693 Non-Housekeeping: \$6,493

*Assume 60 hours of staff time

COMPREHENSIVE PLAN AMENDMENT FEE COMPARISON



* Excludes Redmond (no fee)



* Excludes Bellevue, Kirkland and Redmond (no fees)



**BUSINESS OF THE CITY COUNCIL
CITY OF MERCER ISLAND, WA**

**AB 5210
September 6, 2016
Regular Business**

**I-90 LOSS OF MOBILITY NEGOTIATIONS
STATUS REPORT**

Proposed Council Action:
Receive status report.

DEPARTMENT OF

City Manager (Kirsten Taylor)

COUNCIL LIAISON

n/a

EXHIBITS

1. 8/5/16 FHWA Letter to WSDOT and City
2. 8/18/16 City Letter to FHWA
3. 8/9/16 City Letter to Sound Transit

APPROVED BY CITY MANAGER

AMOUNT OF EXPENDITURE	\$	n/a
AMOUNT BUDGETED	\$	n/a
APPROPRIATION REQUIRED	\$	n/a

SUMMARY

Council last received an I-90 loss of mobility negotiations status report at the July 19 Council meeting. Since that time, significant work, letters and meetings have taken place. The following activities have occurred:

1. The Federal Highway Administration (FHWA) Division Administrator sent a letter dated August 5, 2016 to the Washington State Department of Transportation (WSDOT) and City of Mercer Island regarding Interstate 90 High Occupancy Vehicle Operations on Mercer Island. (Exhibit 1) This letter commented on HOV Occupancy Requirements under Federal law, Observations on History, and Possible Solutions. This letter, and other related correspondence, are available online at: www.mercergov.org/Page.asp?NavID=2954
2. The City reviewed the 8/5/16 FHWA letter and sent a reply dated August 18, 2016, outlining the City's disagreement with several of the statements in the FHWA letter, and also raising concern over additional issues regarding access points to I-90. (Exhibit 2) The City also agreed that all parties must now focus on solutions-oriented discussions.
3. The City sent a letter dated August 9, 2016 to Sound Transit, requesting that the Mercer Island Park and Ride be removed from the new carpool parking permit program that Sound Transit expects to initiate at ten Sound Transit parking facilities throughout the region in September 2016. The letter expressed concern that the carpool parking permit program as it exists does not meet the City's goal of providing sufficient parking for Mercer Island residents to utilize public transportation and future light rail operations. (Exhibit 3)
4. City staff and consultants developed timely, thorough information to update and inform the public about the details of the I-90/Light Rail loss of mobility negotiations as soon as they became available. The information is available on-line on the City's webpage, including a page containing "[I-90 Agreements and Correspondence](#)" and "[FAQ on R&A Lane Access](#)". Outreach and education work

has been conducted via social media sites used by Islanders, as well as in the City's weekly E-newsletter, and in articles printed by the local newspaper. We are also preparing a presentation for outreach to the community on the history of I-90 agreements and Light Rail project update.

5. The City has retained specialized consulting services to analyze impacts on local streets based on the 8/5/16 FHWA letter and the case to be made to FHWA, WSDOT and Sound Transit.
6. The Mayor and City Council members have engaged with leadership and top staff at FHWA, WSDOT, and Sound Transit to continue making the City's case for adequate access to I-90 and adequate parking for Island residents to use light rail and other public transportation. Meetings have also been held with Representative Judy Clibborn and Congressman Adam Smith.

With the community's concerns and interests in mind, the City will continue to be actively engaged with key representatives at the local, regional, state and national level to respect historic agreements. The City will continue to utilize lobbyists, outside legal counsel and engineers to pursue the City's goals and to ensure that the City's case is fully understood by all necessary federal agencies and our State's congressional delegation. Throughout this process, the City's negotiating goals are as follows:

1. Determine access to the new R8A lanes that will be completed by WSDOT before the center roadway closes to cars in mid-2017, in the context of historic agreements.
2. Changes to I-90 access should not significantly impact mobility in and around Town Center.
3. Improve availability of convenient commuter parking, enabling Island residents to access bus transit services and in the future, light rail.
4. Increase on-Island transit options through existing and future innovative services, facilitating better "last mile" connections to light rail.
5. Regional commuter bus operations on Mercer Island should not generate additional adverse impacts.
6. Implement safe and convenient pedestrian and bicycle access to the future light rail station, and enhance interconnections with existing trails and paths.

Staff is requesting \$100,000 in loss of mobility negotiation appropriations to continue funding resources for legal, engineering, lobbying and public communications assistance.

RECOMMENDATION

Assistant City Manager

Receive report, no action required. Additional resources for legal, engineering, lobbying and public communications assistance are being requested in the 2nd Quarter 2016 Financial Status Report & Budget Adjustments agenda bill, which is part of this agenda packet (AB 5211).



U.S. Department
of Transportation

**Federal Highway
Administration**

Washington Division

Suite 501 Evergreen Plaza
711 South Capitol Way
Olympia, Washington 98501-1284
(360) 753-9480
(360) 753-9889(FAX)
<http://www.fhwa.dot.gov/wadiv>

August 5, 2016

HDA-WA/WA342

Roger Millar
Acting Secretary of Transportation
Washington State Department of Transportation
Olympia, Washington

Steve Lancaster
Interim City Manager
City of Mercer Island
Mercer Island, Washington

**Interstate 90 High Occupancy Vehicle
Operations on Mercer Island**

Dear Mr. Millar and Mr. Lancaster:

I am writing in response to your May 16, 2016 and May 31, 2016 letters, respectively, regarding Interstate 90 (I-90) High Occupancy Vehicle (HOV) operations on Mercer Island and the access of Mercer Island to those lanes. Mr. Millar's letter notes:

"In order to ensure mobility of its residents when the center roadway closes next year and the new HOV lanes open, Mercer Island would like a commitment that all traffic to and from Mercer Island, including SOVs, can continue to access the new HOV lanes."

The letter further asks whether it is within the authority of USDOT to grant either permanent or temporary single occupant vehicle (SOV) access to the new HOV lanes for Mercer Island traffic. Currently, the only exceptions for SOVs in designated HOV lanes are for motorcycles, public transportation vehicles, high occupancy toll (HOT) vehicles, and low emission and energy-efficient vehicles.

We have consulted with our Headquarters Offices of Chief Counsel, Operations, and Innovative Program Delivery. Based on a review of the relevant statutory provisions in 23 USC Sections 129 and 166, FHWA has determined that USDOT does not possess legal authority to grant either a temporary or permanent waiver to permit SOV access to HOV lanes.

The remainder of this letter discusses Federal law on HOV occupancy requirements, our observations on the history of this issue, and finally some possible solutions moving forward.

Federal Law on HOV Occupancy Requirements

There were no Federal HOV regulations or policy in the 1970s and 80s when the I-90 roadway across Mercer Island was being planned, designed, and constructed. The Intermodal Surface Transportation Efficiency Act (ISTEA) of 1991 and Transportation Equity Act for the 21st Century (TEA-21) of 1998 both contained sections that allowed states to set HOV occupancy requirements at two or more occupants, with the exception of motorcycles (and bicycles, unless it creates a safety hazard).

The Safe, Accountable, Flexible, Efficient Transportation Equity Act: A Legacy for Users (SAFETEA-LU), enacted in 2005, required states to establish an HOV occupancy requirement at no fewer than two persons per vehicle with mandatory exceptions for motorcycles (and bicycles, unless it creates a safety hazard) and optional exemptions for public transportation vehicles, low-emission and energy-efficient vehicles, and HOT vehicles (ineligible vehicles willing to pay a toll to use the facility). See 23 USC 129(a)(10)(A), 166(a)(2), and 166(b).

It is important to note that these provisions do not allow an exception to the occupancy requirements in HOV facilities for a narrowly defined group of drivers or residents (e.g., within a specific geographic location) or for a specific access point (e.g., a direct access ramp to HOV lanes). Federal law also does not differentiate between vehicles initially accessing an HOV facility or being allowed to continue in the HOV facility. Even if a vehicle accesses the HOV lane via a direct access ramp and immediately merges into a general purpose lane, that vehicle is using the HOV facility and is subject to 23 USC 129 and 166.

Observations on History

Mr. Lancaster's letter provides an insightful summary of the history of this issue, dating back to the 1976 Memorandum of Agreement (MOA). The FHWA has reviewed this information, along with our own files. The 1976 MOA was between the City of Mercer Island, City of Seattle, City of Bellevue, King County, Metro, and Washington State Highway Commission. The 2004 amendment to the MOA was between the City of Mercer Island, City of Seattle, City of Bellevue, King County, Central Puget Sound Regional Transit Authority, and Washington State Transportation Commission. The FHWA was not a party to either the original or amended MOA. Further, FHWA has no record that it was consulted during the development of the 2006 and 2007 letters mentioned on Page 3 of Mr. Lancaster's letter.

The 2004 FHWA Record of Decision (ROD) for the I-90 Two-Way Transit and HOV Operations Project, in which Alternative R-8A was selected to add HOV lanes on the outer roadway, does not in any way grant approval or imply future approval of allowing Mercer Island SOV traffic to use the HOV lanes on the outer roadway. Rather, the ROD states:

“Alternative R-8A will provide HOV lanes on the outer roadways. It will retain the existing reversible operations on the center roadway, with both lanes operating in the same direction, westbound in the AM and eastbound in the PM. SOVs will only be allowed to use the center roadway between Rainier Avenue in Seattle and Island Crest Way on Mercer Island. The center and outer roadway HOV lanes will likely operate with a 2+ occupants per vehicle restriction.”

The 2011 FHWA Record of Decision (ROD) for the East Link Light Rail Transit Project also does not give approval or imply future approval of allowing Mercer Island SOV traffic to use the HOV lanes on the outer roadway. Furthermore, the ROD makes no mention of Mercer Island SOV traffic using the HOV lanes. The FHWA submitted the following comments to the Draft Environmental Impact Statement (DEIS) in 2009 with respect to Mercer Island SOV traffic in the HOV lanes, specifically DEIS comment #18 and FHWA Approval Action #5:

“18. Page 3-43, second column and Page 3-92, second column

The text states vehicles to and from Mercer Island would be allowed to use the outer roadway HOV lanes as long as the lanes meet performance standards or until such a time as they are managed differently based on the WSDOT and the Mercer Island Access Plan. The paragraph below then states that the HOV lanes already operate unacceptably near Rainier Ave S and would also fail near Island Crest Way. If the HOV lanes already do not meet performance standards, why is there a proposal to allow the SOVs to Mercer Island to use the HOV lanes? In addition, it is likely their movements from the HOV lanes to the ramps on Mercer Island would introduce additional weave, resulting in impacts to safety and operations. Lastly, how would the HOV lanes be enforced through this stretch? FHWA currently does not have enough information to be able to support allowing Mercer Island SOV traffic to use the HOV lanes.

5. Page 3-43, second column and Page 3-92, second column

The text states vehicles to and from Mercer Island would be allowed to use the outer roadway HOV lanes as long as the lanes meet performance standards or until such a time as they are managed differently based on the WSDOT and the Mercer Island Access Plan. (See NEPA comment 18 above)

Since this plan would modify the eligibility of who qualifies to use the HOV lanes, FHWA believes we would have to concur in allowing this usage. With parts of the HOV lanes already not meeting performance standards, the potential safety and operations issues from weaving, and the enforcement issue, we are not sure we can support allowing Mercer Island SOVs using the HOV lanes.”

Also in 2011, FHWA approved the East Link Transit Project Interchange Justification Report (IJR). However, based on meetings and discussions, it is clear that FHWA consideration of Mercer Island SOV traffic in the outer roadway HOV lanes was not part of the IJR. Page ES-5 of the IJR states:

“With the access modifications from the I-90 Two-Way Transit and HOV Operations Project and the East Link Project, the traffic analysis assumed Mercer Island single-occupant vehicles (SOVs) would be able to use the HOV lanes in both directions of I-90 between Seattle and Island Crest Way. This was assumed to demonstrate that it does not affect the results of the analysis and represents a worst-case condition. This assumption does not represent approving SOVs using the outer roadway HOV lanes or the eastbound left-side off-ramp to Island Crest Way. Any changes to the HOV lane eligibility— such as tolling, managed lanes, or Mercer Island SOV use—would need to be addressed in a future analysis, approval, and agreement.”

During project development of the I-90 Two Way Transit and HOV Operations and East Link Light Rail Transit projects, our assumption was that with a major change to the typical section of I-90, the revised typical section and operations would meet current law, hence our concerns noted above in the ROD and IJR.

Between the two RODs, the IJR, and various meetings and informal discussions over the past decade, it should have been abundantly clear to all parties that our formal actions did not constitute official approval of Mercer Island SOV usage of the new outer roadway HOV lanes, nor should they be implied as such. It has always been our understanding that this matter would be addressed at a future date.

In late 2015, I was contacted by Lorena Eng (WSDOT Northwest Region Administrator) informing me that WSDOT, Sound Transit, and the City of Mercer Island would begin developing a Concept of Operations for the HOV lanes that at a minimum considers performance standards, enforcement, and cost

of operations. It was further explained that this effort would serve as a decision-making framework to consider whether or not to pursue Mercer Island SOV access to the new outer roadway HOV lanes. During these discussions, WSDOT formally asked for FHWA input, and in January 2016 I informed Lorena that allowing Mercer Island SOV access to the new outer roadway HOV lanes would violate Federal law.

Possible Solutions

We understand the unique importance of I-90 to Mercer Island as its sole access on and off the island. Keeping this in perspective, it is our understanding that there are 15 access points (entrance and exit ramps) to and from I-90 and Mercer Island surface streets today, and that after the center roadway is closed and the outer roadway HOV lanes are complete, there will continue to be 15 total access points.

While FHWA is restricted by Federal law in allowing SOV access to HOV lanes, we are eager to find a solution that works for all users of the I-90 roadway and upcoming East Link Light Rail line. We are particularly interested in solutions that do not adversely impact the safety or operation of I-90. A few possible solutions that would warrant further investigation and discussion include:

- Designating the new outer roadway mainline lanes for part-time HOV usage, such as during daytime hours or peak periods, and otherwise allowing non-HOV usage during off peak times.
- Designating the new outer roadway lanes as HOT lanes, thereby allowing Mercer Island SOV traffic to use the lanes for the prevailing price.
- Pursuing other project mitigations, such as new or modified access points, traffic operations improvements, and/or demand management strategies.

We regret any confusion that may have arisen regarding FHWA's authority and position on the issues raised in your letters. I look forward to continuing our discussions so that we can reach a fair and legal solution. Please let me know if you have any questions or need additional information.

Sincerely,



DANIEL M. MATHIS, P.E.
Division Administrator

cc via email: Gregory Nadeau, David Kim, Butch Waidelich, Jan Brown, David Howard, Tom Echikson, Jeff Lindley



CITY MANAGER'S OFFICE
CITY OF MERCER ISLAND, WASHINGTON

9611 SE 36th Street | Mercer Island, WA 98040-3732

(206) 275-7600 | www.mercergov.org

August 18, 2016

Mr. Daniel M. Mathis
Division Administrator
Federal Highway Administration
711 Capitol Way, Suite 501
Olympia, WA 98501

Re: Interstate 90 High Occupancy Vehicle Operations on Mercer Island

Dear Mr. Mathis:

The City of Mercer Island is in receipt of your letter dated August 5, 2016, regarding the above-referenced matter. We also appreciated your willingness to meet with us on August 16th to discuss next steps. After reading your letter, reflecting on our meeting, and taking into account the many months that FHWA, WSDOT, Sound Transit and the City of Mercer Island have spent working together on these issues, we find ourselves highly disappointed in where we are today on these issues. Our expectation was that FHWA was eager to work together to find solutions to this unique and important situation for persons working and living on Mercer Island. Instead, it appears that FHWA is now walking away from its previous positions, and is putting up questionable roadblocks to solutions that could be supported by Mercer Island, Sound Transit and WSDOT.

Despite this disappointment, we remain ready and willing to work with you, Secretary Millar and his team at WSDOT, Mr. Rogoff and his team at Sound Transit and others towards that end. What we will not accept is the closure of the Center Roadway to go forward without WSDOT meeting its obligations under the 2004 Amendment to the 1976 Memorandum Agreement, a task that will only become more difficult as a result of the position FHWA is taking.

Furthermore, as you were informed at the meeting, we strongly disagree with several of the statements in your letter, and need to set the record straight both for our citizens and for others involved in this process.

Federal Law on HOV Occupancy Requirements

FHWA says that SOV traffic is entirely barred from HOV lanes under Federal law, other than in the limited situations covered by statute (e.g., HOT vehicles), including even for purposes of ramp access only. We note that the Island Crest Way access to I-90 Westbound was approved previously in the

Mr. Daniel M. Mathis
Federal Highway Administration
August 18, 2016
Page 2

FHWA's June 22, 2011 letter to WSDOT Secretary Hammond regarding Sound Transit's Interchange Justification Report. While the FHWA expressed safety concerns as to the Island Crest Way ramp, **it still approved SOV traffic using the HOV access ramp and HOV lane to reach the general purpose lane, subject only to the caveat that it be "monitored and closed to single occupant vehicles use if significant collision frequency and severity begins to occur."**¹

Observations on History

Your letter discusses the 2011 FHWA Record of Decision (ROD) for the East Link Light Rail Transit Project and concludes that you did not approve Mercer Island SOV traffic access to the HOV lanes and "makes no mention of Mercer Island SOV traffic using the HOV lanes." That is not accurate. At page 11 of the ROD, which refers to the East Link construction period, it states:

Before light rail is constructed on I-90, the I-90 Two-Way Transit and HOV Project would be completed. The I-90 Two-Way Transit and HOV Project will provide outer-roadway HOV lanes from Bellevue to Rainier Avenue to improve transit function on the I-90 bridge and allow for future use of the reversible center roadway. The reversible center roadway and D2 Roadway would be closed during construction. **As a result, all bus routes, HOVs, and Mercer Island drivers would be rerouted to the outer roadway HOV lanes.**

(Emphasis supplied). If Mercer Island traffic was intended to be treated the same as all other traffic, there would have been no reason to specifically mention them in this sentence. Given the established history of this segment of I-90, it was logical to assume these "Mercer Island drivers" are the same "Mercer Island traffic" referred to in the 1976 Memorandum Agreement, and more recently, in the September 8, 2005 letter agreement.

Your August 5th letter notes the comments made by the FHWA, specifically DEIS comment #18 and FHWA Approval Action #5. It appears that Sound Transit and WSDOT did not do any additional work prior to issuing the FEIS that would have addressed the FHWA's concerns. Instead, the FEIS analysis assumed Mercer Island SOV access to the HOV lanes. The East Link Project FEIS (July 2011) states at page 3-51 that: "[i]n the build condition, all vehicles traveling to and from Mercer Island were assumed for the traffic analysis to be able to use the outer roadway HOV lanes." The FHWA approved the FEIS analysis in the 2011 ROD. Consequently, **the only NEPA analysis that has ever been done for the East Link Light Rail Transit Project and has ever been approved by the FHWA assumed Mercer Island SOV access to the HOV lanes.**

¹ The fact that this access was intended is clear from the 2011 IJR which describes use of the HOV lane for "merge and acceleration purposes." East Link Project-Interchange Justification Report, May 2011, Sections ES.2 (page ES-5) and 3.2.4 (page PP3-6).

Mr. Daniel M. Mathis
Federal Highway Administration
August 18, 2016
Page 3

During our meeting, it was suggested that the result set forth in your August 5th letter (no SOV traffic on any inch of any HOV lane or ramp absent an arrangement such as HOT lanes) was a result that had, in fact, been studied as part of the 2011 Interchange Justification Report and/or 2011 Final Environmental Impact Statement for the East Link Project, both of which the FHWA approved. To be very clear on this point, what the IJR included was a **“traffic analysis [that] assumed Mercer Island single-occupant vehicles (SOVs) would be able to use the HOV lanes in both directions of I-90 between Seattle and Island Crest Way.”**² Similarly, the FEIS states **“all vehicles traveling to and from Mercer Island were assumed for the traffic analysis to be able to use the outer roadway HOV lanes.”**³ Both of these reports demonstrate that the only scenario studied assumed that Mercer Island SOV traffic would be able to use the HOV lanes. There has never been any analysis of the impacts of Mercer Island SOV traffic using the general purpose lanes of I-90.

It was also suggested during the meeting that any consideration of allowing Mercer Island SOV traffic in the R8A outer lanes under a different type of managed lanes (e.g., express lanes) would require further study. In fact, the only scenario that has actually been studied to date is the one that allows Mercer Island SOV traffic in the R8A outer lanes. All the supporting data is already there in the 2011 IJR and FEIS for the East Link Project. Conversely, moving Mercer Island SOV traffic to the R8A general purpose lanes is a scenario that has not been assumed or studied to date, will cause significant adverse impacts, and will not pass legal muster under the existing environmental record for either the I-90 Two-Way Transit and HOV Project or the East Link Light Rail Transit Project.

Additional Issues

Your August 5, 2016 letter observes that there will continue to be 15 access points between Mercer Island surface streets and the future reconfiguration of I-90. To clarify, Mercer Island traffic is, in fact, losing 3 access points, which equates to over 15% of current access points: Westbound entry from 77th Avenue SE to the Center Roadway, the Eastbound exit onto 77th Avenue SE from the Center Roadway, and the Westbound entry from Island Crest Way to the Center Roadway. This was previously acknowledged in the 2011 IJR that was approved by the FHWA.⁴

Furthermore, if SOV access onto Westbound I-90 from Island Crest Way is no longer allowed as your letter would suggest, that would also mean that Mercer Island SOV traffic would be losing yet another significant access point bringing the reduction to more than 20%. The result of this will be gridlock in our Town Center, which will not only impact drivers, but those on buses, and those trying to eventually access the new light rail station. The outcome envisioned by your August 5th letter would result in significant adverse traffic impacts to local streets, ramps, and the Town Center as Westbound

² East Link Project-Interchange Justification Report, May 2011, Sections ES.2 (page ES-5) and 3.2.4 (page PP3-6).

³ East Link Project Final EIS, July 2011, page 3-51.

⁴ East Link Project-Interchange Justification Report, May 2011, Section 3.2 (page PP3-6).

Mr. Daniel M. Mathis
Federal Highway Administration
August 18, 2016
Page 4

commuters are suddenly required to traverse anywhere from 5-7 additional traffic lights and the streets in between. These intersections and local streets are those that must also be used by any buses that Sound Transit and King County Metro may want to consider bringing onto Mercer Island, as well as by any drivers seeking to use the existing or any additional park and ride facilities. In short, Mercer Island will end up with gridlock that not only impacts SOV drivers but also transit use.

Possible Solutions

As stated in your August 5, 2016 letter, we agree that our focus must now be solutions-oriented. These solutions must necessarily produce Mercer Island traffic mobility impacts that are the same or better than those identified in the approved 2011 FEIS. It would be massively disruptive to the region and Mercer Island traffic to have either the I-90 Two-Way Transit and HOV Operations Project or the East Link Light Rail Transit Project slowed down by having to reevaluate the assumptions on which the environmental review for these projects was based. Right now, in the absence of solutions, it appears we have a situation where the environmental review for both projects lacked analysis of the impacts on Mercer Island traffic of the new, reconfigured general purpose lanes on I-90, and, yet, the impacts on Mercer Island mobility are also what the State and Sound Transit will be required to mitigate under the 2004 Amendment.

While we are very troubled by the FHWA's positions on these issues, we are looking for a solution that will avoid significant adverse impacts to the segment of I-90 that spans Mercer Island and to local streets providing access to I-90. It is imperative that we find a solution very soon. We look forward to analyzing, discussing, and collaborating with you and others to reach safe, effective, and legal solutions to ensure continued mobility and access to I-90 for Mercer Island traffic. If there are any questions regarding this letter, please let me know.

Sincerely,



Pam Bissonnette
Interim City Manager

Enclosure: Letter from Lancaster to Mathis, dated May 31, 2016

cc: Mercer Island City Council
Roger Millar, Acting Secretary of Transportation, WSDOT
Peter Rogoff, Chief Executive Officer, Sound Transit



**CITY MANAGER'S OFFICE
CITY OF MERCER ISLAND, WASHINGTON**

9611 SE 36th Street | Mercer Island, WA 98040-3732
(206) 275-7600 | www.mercergov.org

May 31, 2016

Mr. Daniel M. Mathis
Division Administrator
Federal Highway Administration
711 Capitol Way, Suite 501
Olympia, WA 98501

Dear Mr. Mathis:

Roger Miller, Acting Secretary of Transportation for the Washington State Department of Transportation (WSDOT), recently sent you a letter regarding access to the I-90 R-8A HOV lanes for Single Occupancy Vehicle (SOV) traffic going to and from Mercer Island, Washington. The City of Mercer Island supports and echoes WSDOT's request for help and guidance on this matter. Specifically, we are requesting your help in finding a solution to allow access to I-90's future R-8A lanes for Mercer Island SOV traffic.

The City of Mercer Island, its regional partners including Sound Transit, and WSDOT did not know until fairly recently that the plans and agreements established over decades of regional collaboration to develop East Link across I-90 while protecting access for Mercer Island traffic to I-90 could be in conflict with federal law. A solution to this matter is critical to mitigating the loss of mobility that will result from the closure of the I-90 Center Roadway and for the timely development and operation of East Link.

We recognize the need to maintain consistency in the application of national transportation policy. However, the uniqueness of the City of Mercer Island's situation, the region's historical and established agreements and statutes for addressing these challenges and the need to increase transportation options via light rail for the central Puget Sound region warrants the federal government's additional consideration.

A. Geography of Our Region and the Location of Our City

Mercer Island is a bedroom community, located in the middle of Lake Washington with Seattle on the western side of the lake and central Puget Sound's 'Eastside' economic centers (Bellevue, Redmond, Renton, Issaquah, etc.) on the eastern side of the lake. Interstate 90 spans

Lake Washington, connecting these economic and employment centers and passing directly through Mercer Island.

I-90 is Mercer Island's sole lifeline. It is the only thoroughfare on and off the island. There are no other public transportation options on and off the island for residents or for any other persons working or otherwise with a need to be on the island. On Mercer Island, employment, most commercial and retail activities, all federal, state and regional governmental facilities, post-secondary education, sports and cultural venues, non-auto transportation, and almost every other requirement of life involving a physical facility or venue other than one's residence, children's basic education, small retail and limited religious institutions require utilizing I-90.

People living and working on Mercer Island depend entirely on I-90. As noted by Acting Secretary Miller:

Given the isolated nature of living in an island community with only one roadway on and off the island, it is imperative the mobility of Mercer Island residents be given serious consideration.

Other than a few islands served only by ferries, there are no other communities in the Puget Sound region that have this or a comparable distinction. Mercer Island's unique location and, therefore, dependence on access to I-90 is a recognized fact of transportation planning in the state and region.

B. History of Mercer Island Traffic Access on I-90

Mercer Island SOV traffic eligibility to use the Center Roadway on I-90 was established in the 1976 Memorandum of Agreement (MOA) that paved the way for an improved I-90 facility between I-405 and Seattle. The 1976 MOA sought to strike a balance between the needs of the region for an improved highway (the expansion of I-90) against the needs of Mercer Island for mobility comparable to that enjoyed by other cities. Mercer Island SOV traffic access to the Center Roadway was the agreed response in 1976 to this situation. What has happened since then is a further agreement among the principal state, regional and local governmental entities that with the closure of the Center Roadway, Mercer Island traffic access to the R-8A HOV lanes is a logical and necessary replacement for the lost Center Roadway access.

In 2004, the 1976 MOA was amended to lay the way for light rail to be developed across I-90. The 2004 Amendment represented an agreement to go forward with the R-8A HOV lanes as a replacement for the Center Roadway that was expected to be converted to high capacity transit. It was the plan to construct the R-8A HOV lanes that, according to the Washington Supreme Court, enabled WSDOT to meet the statutory requirement in RCW 47.12.120 (determining that the Center Roadway was not "presently needed") in order to transfer the Center Roadway to Sound Transit.¹

¹ *Kemper Freeman v. State of Washington*, 178 Wn.2d 387, 404 (2013)

The 2004 Amendment goes further to require that as a condition for replacing the Center Roadway with the R-8A HOV lanes, any "loss of mobility to and from Mercer Island" be mitigated. Specifically, Section 7 of the Amendment requires that measures "shall be identified and satisfactorily addressed" in order to address any loss of mobility.

Since 2004 the state and region have affirmed several times support of allowing Mercer Island SOV traffic access to the R-8A HOV lanes as one of the mitigation solutions to be implemented in order to meet the requirements of the 2004 Amendment. A September 8, 2005 letter from King County, Sound Transit and the Cities of Seattle, Bellevue and Mercer Island to then WSDOT Secretary Douglas MacDonald states:

In the near term, Mercer Island has suggested that a preferred measure to address mobility access for Mercer Island traffic under the terms of the [2004] Amendment (Provision #7) would be to provide access to the R-8A HOV lanes.... [W]e support Mercer Island's request to provide access for Mercer Island traffic as follows.... Once removed from the center lanes, Mercer Island traffic, will have access to the R-8A HOV lanes under the same conditions provided in the MOA for Mercer Island traffic access to the transit lanes.

On December 22, 2006, Secretary MacDonald and Tom Fitzsimmons, the Governor's Chief of Staff, advised the City of Mercer Island as follows:

We have concluded that when the center roadway is converted to high capacity transit, Mercer Island residents should be permitted HOV lane access until the HOV lanes are converted to high occupancy toll (HOT) lanes or another tolling regimen.

On April 23, 2007, King County, Sound Transit and the Cities of Seattle, Bellevue and Mercer Island all received a letter from WSDOT confirming that the I-90 Access Plan had been revised to reflect the commitments made in the December 22, 2006 letter:

To that end, the revised Mercer Island Access Plan restates our intention to allow Mercer Island residents access to the high occupancy vehicle (HOV) lanes in the outer roadway of I-90 when the center roadway is converted to High Capacity Transit and until conversion to high occupancy toll (HOT) lanes or another tolling mechanism.

Furthermore, various enactments by the Washington Legislature specifically require Mercer Island SOV access to the R-8A lanes. The 2007 State Budget included the following requirement:

I-90/Two Way Transit-Transit and HOV Improvements - Stage 1. Expenditure of the funds on construction is contingent upon revising the access plan for Mercer Island traffic such that Mercer Island traffic will have access to the outer roadway high occupancy vehicle (HOV) lanes during the period of operation of such lanes following the removal of Mercer Island traffic from the center roadway and prior to conversion of the outer roadway HOV lanes to high occupancy toll (HOT) lanes.²

For 40 years SOV traffic originating from Mercer Island has had access to the Center Roadway on I-90. The state and the region have and continue to recognized the importance of ensuring Mercer Island traffic can access I-90. Replacing Center Roadway access with R-8A HOV lane access was agreed to as both an essential and common sense means for ensuring that the closure of the Center Roadway, and the resulting loss of mobility, does not cause a substantial disruption to the lives of persons both living and working on Mercer Island.

C. Proceeding with East Link

The City of Mercer Island signed the 2004 Amendment because it believed, and still believes, that East Link will be a great addition to our region. In signing the agreement, the City also felt assured that the state and region could provide Mercer Island the mitigation it needs to make up for losing access to the Center Roadway and withstand years of disruption due to construction by protecting necessary access to I-90.

We recognize that every community with major transportation improvement construction occurring through it faces challenges and inconveniences. Mercer Island's challenges under East Link construction on I-90, however, will likely be unusually difficult primarily because the island is totally dependent on I-90. Its commercial core and key city functions rely on access to I-90, which is and will remain the only route on and off the island.

This is why the 2004 Amendment requires that Mercer Island's loss of mobility first be mitigated³ before the Center Roadway is closed for East Link construction. While discussions are ongoing between Mercer Island, WSDOT and Sound Transit as to the required mitigation, there is nothing now under consideration that would replace Mercer Island SOV traffic access to the R-8A HOV lanes as a key element of the mitigation package. Mercer Island wants East Link to proceed but only once the terms of the 2004 Amendment have been satisfied. From the City's standpoint, this will require Mercer Island SOV traffic access to the R-8A HOV lanes be permitted prior to Center Roadway closure.

² HB 1094/SB 5136, Sec. 305(3).

³ The data in the Sound Transit 2011 Interchange Justification Report (e.g., Tables 3-9, 3-10, 3-11 and 3-12) demonstrate the loss of mobility that Mercer Island SOV traffic will confront with the closure of the Center Roadway. The Level of Service that now exists in the Center Roadway will not be close to being matched in the general purpose lanes of the Outer Roadways.

As you are aware, there have been a series of decisions by your office and by the Federal Transit Administration (FTA) that have enabled East Link to reach its current point in the regulatory review process. In the earlier decisions, we believe that Mercer Island traffic was never at issue. The initial approvals sought by WSDOT and Sound Transit all related to the implementation of the R-8A HOV lanes. These included: (i) the April, 2004 I-90 Two-Way Transit and HOV Operations King County, Washington Final Environmental Impact Statement; (ii) the September, 2004 FHWA I-90 Two-Way Transit and HOV Operations Project Record of Decision; (iii) the 2005 FHWA Access Point Decision Report; (iv) the 2007 FHWA Reevaluation of the 2004 Record of Decision; and (v) the April, 2011 FTA Record of Decision.

What all of these actions had in common was an underlying assumption that the I-90 Center Roadway would remain in operation in its current configuration. While they all recognized the possibility of the eventual closure of the I-90 Center Roadway, that closure would be the subject of future governmental action and was not an issue in these earlier decisions. Consequently, no one was required to confront in these decisions the question of Mercer Island SOV traffic access to the R-8A HOV lanes because that traffic was assumed to still have access to the Center Roadway.

Starting with the June 2011 FHWA approval of Sound Transit's Final Interchange Justification Report, however, the Sound Transit/WSDOT requests and the FHWA and FTA decisions appear to assume a use of the R-8A HOV lanes at odds with the agreements and commitments made between 2004-07. Interestingly, however, those requests acknowledge that Mercer Island SOV access to the R-8A HOV lanes was assumed in the traffic analyses done by Sound Transit and WSDOT. It is not clear to us how the decisions beginning with the 2011 FHWA Approval and continuing thereafter were able to proceed without either an acknowledgement as to access to the R-8A HOV lanes or another plan to address the Mercer Island SOV traffic loss of mobility.

D. Safety Issues

FHWA's June 22, 2011 letter to WSDOT Secretary Hammond regarding Sound Transit's Interchange Justification Report, discusses SOV traffic entering I-90 from Island Crest Way having to cross the westbound R-8A HOV lane as a safety concern. It suggests the possibility of preventing all SOV traffic from using that entry point which would effectively force these vehicles to use the entry at 76th Ave. SE and North Mercer Way.

It is the City's position that closing the Island Crest Way entry point to SOV traffic should not be viewed as a possibility. We believe that doing so would create a congestion nightmare in our Town Center as well as on other City streets as all of the traffic that now uses this entry point would be diverted to other entries – primarily the entry point at 76th Ave. SE and North Mercer Way but also the West Mercer Way entry.

Island Crest Way is the busiest roadway on Mercer Island serving as the main artery for the majority of Islanders accessing I-90 – thousands of vehicles daily. After the Center Roadway closure, there will be only four westbound entry points. Closure of Island Crest Way to SOV

traffic would force all of these vehicles to two of the other entry points requiring travel either through the Town Center (to reach the 76th Ave. SE entry) or residential neighborhoods in order to reach the West Mercer Way entry (the East Mercer Way entry would not be used as it is in the wrong direction for westbound traffic and would also require travel through residential areas). Traffic going through Town Center could not physically be handled by the existing street grid and would greatly interfere with vehicles trying to use transit by parking at the North Mercer Way Park and Ride. Going to the West Mercer Way entry point would primarily be gained by Island Crest Way traffic turning west onto SE 40th St. and having to drive by the West Mercer elementary school. Neither of these are viable options.

To compound the problem, creating this additional congestion on Mercer Island with the resulting loss of mobility would trigger additional mitigation obligations on the part of WSDOT and Sound Transit pursuant to the 2004 Amendment; these might include, for example, constructing additional and very expensive I-90 exit and entry ramps taking traffic either over or under our Town Center. Consequently, the only practical way to address the safety concern identified in FHWA's June 22, 2011 letter is by enabling Mercer Island traffic, including SOV traffic, to use the R-8A HOV lanes.

This safety issue will still be there when East Link becomes operational in 2023. While the commencement of East Link service will address some of the loss of mobility, the analyses done by Sound Transit acknowledges that much like every other community, a significant majority of people will continue traveling by vehicle rather than rail. Combining this with the predictions of population growth means that access to the R-8A lanes will continue to be necessary even after Eastlink becomes operational.

Together with WSDOT and Sound Transit, the City of Mercer Island is eager to work with our federal partners to find a way forward. Our Mayor, Bruce Bassett, is scheduled to be in Washington, DC, on June 22nd for meetings regarding this matter. We would welcome the opportunity to discuss this with you in advance of that trip and during that trip as our goal is to work with your office, WSDOT and Sound Transit to find a mutually acceptable solution. Thank you in advance for your consideration.

Sincerely,



Steve Lancaster
Interim City Manager

cc: Roger Miller, Acting Secretary - WSDOT
Peter Rogoff, Sound Transit Chief Executive Officer
Mercer Island City Council



CITY MANAGER'S OFFICE
CITY OF MERCER ISLAND, WASHINGTON
9611 SE 36th Street | Mercer Island, WA 98040-3732
(206) 275-7600 | www.mercergov.org

August 9, 2016

Brian Brooke
Senior Manager Research & Planning
Sound Transit
401 S. Jackson St.
Seattle, WA 98104-2826

Eric Beckman
Deputy Executive Director, Business & Construction Services
Sound Transit
401 S. Jackson St.
Seattle, WA 98104-2826

RE: New Carpool Permit Parking Program

Dear Mr. Brooke and Mr. Beckman:

The City of Mercer Island requests that you remove the Mercer Island Park and Ride from the new carpool parking permit program that Sound Transit expects to initiate at ten Sound Transit parking facilities throughout the region in September, 2016.

The management of the Mercer Island Park and Ride has been a subject of negotiations over the past 6 months, in preparation for imminent closure of the Center Roadway in June, 2017, and more recently in advance of the closure of the South Bellevue Park and Ride forecast as early as November, 2016 or as late as January, 2017.

The Mercer Island Park and Ride is unique inasmuch as it is the only such facility on the Island of any consequence. Mercer Island will also be sustaining significant, adverse impacts during construction as Sound Transit's East Link light rail project is built through the Island over a period of at least seven years, and Islanders may be relying more heavily on transit. Once East Link is operational, optimal utilization by Islanders of light rail can only be realized if Island commuters have sufficient parking.

Currently, over half of the Mercer Island Park and Ride is filled by 7:30 a.m. weekdays by off-Island drivers who have recourse to many other park and ride facilities located closer to their trip origin. Mercer Island drivers who wish to commute have recourse to no other commuter

Brian Brooke, Senior Manager Research & Planning
Eric Beckman, Deputy Executive Director, Business & Construction Services
Sound Transit
August 9, 2016
Page 2

parking facilities on the Island. In our negotiations to date regarding management of the Mercer Island Park and Ride, we believe we had reached agreement on parking management solutions that "...ensure that prior to 9:00 a.m. commuters who live closer to the North Mercer Way transit station will not be prevented from finding parking in the Park and Ride...", i.e, give preference to commuters living closest to the Mercer Island Park and Ride. This could be provided through a priority paid system or other reservation system.

We look forward to working with you as soon as possible on alternative solutions for implementation prior to the imminent closure of the South Bellevue Park & Ride. We share a common goal of removing as many barriers as possible for drivers to become riders.

Sincerely,

A handwritten signature in black ink that reads "Pam Bissonnette". The signature is written in a cursive, flowing style.

Pam Bissonnette
Interim City Manager

cc: Mercer Island City Council



**BUSINESS OF THE CITY COUNCIL
CITY OF MERCER ISLAND, WA**

**AB 5211
September 6, 2016
Regular Business**

**SECOND QUARTER 2016 FINANCIAL STATUS
REPORT & 2016 BUDGET ADJUSTMENTS**

Proposed Council Action:

Receive report and adopt Ordinance No. 16-11, amending the 2015-2016 Budget.

DEPARTMENT OF

Finance (Chip Corder)

COUNCIL LIAISON

n/a

EXHIBITS

1. Second Quarter 2016 Financial Status Report
2. 2015-2016 CIP Project Management Report
3. Ordinance No. 16-11 (amends 2015-2016 Budget)

APPROVED BY CITY MANAGER

AMOUNT OF EXPENDITURE	\$ 1,146,300
AMOUNT BUDGETED	\$ 0
APPROPRIATION REQUIRED	\$ 1,146,300

SUMMARY

The Second Quarter 2016 Financial Status Report is attached as Exhibit 1. In addition, a comprehensive update on the status of each CIP project as of June 30, 2016 is included as Exhibit 2. Finally, an ordinance amending the 2015-2016 Budget is attached as Exhibit 3, which constitutes financial "housekeeping." Accordingly, the City Manager recommends that the procedural requirement for a second reading be suspended and that the ordinance be adopted on September 6, 2016.

The key takeaway items from the Second Quarter 2016 Financial Status Report include the following:

- The General Fund ended the first half of 2016 in solid shape, with total revenues significantly above (54.4 percent) and total expenditures modestly below (48.7 percent) the 50.0 percent budget threshold. Overall, total revenues exceeded total expenditures (excluding Transfer of Prior Year's Surplus) by \$1.27 million as of June 30, 2016.
- Comparing 2016 to 2015, total revenues are up \$690,316, or 4.8 percent, through the first half of the year primarily due to the following:
 - \$312,155, or 16.1 percent, increase in sales tax;
 - \$165,698, or 2.7 percent, increase in property tax;
 - \$150,384, or 7.6 percent, increase in licenses, permits & zoning fees; and
 - \$43,185, or 24.2 percent, increase in intergovernmental revenues.
- The 16.1 percent increase in sales tax is primarily due to the net effect of the following:
 - \$353,243, or 42.7 percent, increase in the construction sector, which now makes up 52.4% of the City's total sales tax receipts; and

- \$75,750, or 29.2 percent, decrease in all other sectors due to a significant, one-time receipt from a non-classified business in 2015 (\$109,395).
- The 7.6 percent increase in licenses, permits, and zoning fees is due to the high level of development activity on the Island. Looking at single family residential development, the total number of building permits issued and total building valuation are up 18.0 percent and 38.2 percent respectively through the second quarter of 2016, representing a record setting level of activity.
- Utility tax revenues, which make up 15 percent of total General Fund revenues, are up only \$18,985, or 0.9 percent, through the first half of 2016 primarily due to the net effect of the following:
 - 2.1 percent increase in electricity/gas utility tax;
 - 6.9 percent increase in water, sewer, and storm water utility taxes; and
 - 11.6 percent decrease in cellular utility tax.
- Real estate excise tax is up \$260,068, or 16.7 percent, in the first half of 2016, primarily due to the sale of 77 Central in the Town Center, which generated over \$479,000 in REET. Of concern are the number of sales, which are down 17.3 percent. Partially offsetting that decrease is an 11.2 percent increase in the average sales price, which is now \$1.29 million.

Three capital projects are highlighted on pages 25-27 in the Capital Improvement Program section of the report:

- Mobile Asset Data Collection (Pavement Condition Assessment);
- Shoreline Restoration and Renovations at Calkins Point (Luther Burbank Park); and
- Luther Burbank Playground Mosaic.

All of the budget adjustments included in the attached budget amending ordinance are summarized on pages 28-30 and in Exhibit 3 (pages 39-41). The disposition of the 2015 General Fund surplus is summarized in a table on page 30.

RECOMMENDATION

Finance Director

- MOVE TO:
1. Suspend the City Council Rules of Procedure 5.2, requiring a second reading for an ordinance.
 2. Adopt Ordinance No. 16-11, amending the 2015-2016 Budget.

City of Mercer Island
FINANCIAL STATUS REPORT
Second Quarter 2016

FOREWORD

The Financial Status Report provides a summary budget to actual comparison of revenues and expenditures for the General Fund (four times a year) and all other funds (twice a year) through the end of the most recently completed fiscal quarter. Revenue and expenditure comparisons are also made to the same period in the prior year. In addition, a comprehensive progress update on the City's Capital Improvement Program (CIP) is included twice a year in the second and fourth quarter reports. A separate fund balance analysis for every fund is included annually in the fourth quarter report as well. Finally, if needed, budget adjustments are identified in a separate section of this report, along with a budget amending ordinance.

This report is comprised of the following five sections:

- General Fund
- Utility Funds
- All Other Funds
- Capital Improvement Program
- Budget Adjustments

It should be noted that, where significant, revenues are recognized when earned, regardless of when cash is received, and expenditures are recognized when a liability has been incurred or when resources have been transferred to another fund. Also, in the case of the General Fund, the beginning fund balance, which corresponds to the Council approved "cash carryover" of net excess resources from the prior year, is separately identified.

GENERAL FUND

The General Fund ended the first half of 2016 in solid shape, with total revenues significantly above (54.4 percent) and total expenditures modestly below (48.7 percent) the 50.0 percent budget threshold. Overall, total revenues exceeded total expenditures (excluding Transfer of Prior Year's Surplus) by \$1.27 million as of June 30, 2016.

Revenues

Comparing total actual to total budgeted revenues (excluding Beginning Fund Balance and Transfer from Other Funds) through the first half of the year, **the General Fund is 54.4 percent of budget in 2016 versus 53.1 percent of budget in 2015** primarily due to property tax; sales tax; and licenses, permits & zoning fees, which were all significantly ahead of the 50.0 percent budget threshold, as shown in the table below.

**GENERAL FUND: Revenues
As of June 30, 2015 and 2016**

Revenue Category	Actuals			Budget		% of Budget	
	6/30/15	6/30/16	% Chg	2015	2016	2015	2016
Property Tax	6,123,419	6,289,117	2.7%	11,309,460	11,585,339	54.1%	54.3%
Utility Taxes	2,052,169	2,071,154	0.9%	4,461,100	4,632,350	46.0%	44.7%
Sales Tax	1,940,494	2,252,649	16.1%	3,487,000	3,731,000	55.6%	60.4%
Licenses, Permits & Zoning Fees	1,986,738	2,137,122	7.6%	3,003,500	2,836,500	66.1%	75.3%
Recreation Program Fees	651,540	669,298	2.7%	1,627,331	1,639,095	40.0%	40.8%
EMS Levy & Charges for Service	618,060	617,228	-0.1%	1,231,735	1,279,507	50.2%	48.2%
Intergovernmental Revenues	178,310	221,495	24.2%	516,500	509,600	34.5%	43.5%
Utility Overhead Charges	212,489	220,097	3.6%	424,977	440,193	50.0%	50.0%
Court Fines	235,648	208,531	-11.5%	400,000	400,000	58.9%	52.1%
Misc General Government	179,150	173,686	-3.0%	230,360	237,960	77.8%	73.0%
CIP Administration	113,893	118,797	4.3%	227,787	237,595	50.0%	50.0%
Investment Interest	2,699	5,751	113.1%	3,100	3,100	87.1%	185.5%
Total Revenues	14,294,609	14,984,925	4.8%	26,922,850	27,532,239	53.1%	54.4%
Beginning Fund Balance	118,708	743,333	526.2%	118,708	743,333	100.0%	100.0%
Transfer from Other Funds	0	0	N/A	0	0	N/A	N/A
Total Resources	14,413,317	15,728,258	9.1%	27,041,558	28,275,572	53.3%	55.6%

Comparing 2016 to 2015, total actual revenues are up \$690,316, or 4.8 percent, through the second quarter of the year primarily due to the following:

- \$312,155, or 16.1 percent, increase in sales tax;
- \$165,698, or 2.7 percent, increase in property tax;
- \$150,384, or 7.6 percent, increase in licenses, permits & zoning fees; and
- \$43,185, or 24.2 percent, increase in intergovernmental revenues.

A more in-depth analysis is provided for the following revenues:

- **Property tax is 54.3 percent of budget in 2016 compared to 54.1 percent of budget in 2015.** This is normal reflecting King County’s practice of distributing property taxes to cities primarily in April/May and October/November. Relative to 2015, actual revenue is up \$165,698, or 2.7 percent, in 2016 due to the following: 1) the 1.0 percent optional increase in the 2016 levy; and 2) “new construction” additions to the 2016 levy.
- **Utility taxes are 44.7 percent of budget in 2016 compared to 46.0 percent of budget in 2015.** The table below compares utility tax revenues, which are broken down by type of utility, through the second quarter of the year for 2014-2016.

2014-2016 B&O Tax Revenue

Utility Tax	Revenue (Jan-Jun)			% Change	
	2014	2015	2016	2015	2016
Electric/Gas	932,258	835,252	852,522	-10.4%	2.1%
Water, Sewer & Storm Water	360,662	394,814	422,151	9.5%	6.9%
Cable TV	335,441	347,392	347,526	3.6%	0.0%
Cellular	273,536	243,023	214,802	-11.2%	-11.6%
Garbage	136,237	130,904	133,332	-3.9%	1.9%
Long Distance	57,538	54,668	58,315	-5.0%	6.7%
Telephone	50,867	46,115	42,505	-9.3%	-7.8%
Total	2,146,538	2,052,169	2,071,154	-4.4%	0.9%

Relative to 2015, actual revenues are up only \$18,985, or 0.9 percent, in 2016 primarily due to the net effect of the following: 1) 2.1 percent increase in electric/gas utility tax; 2) 6.9 percent increase in water, sewer, and storm water utility tax; and 3) 11.6 percent decrease in cellular utility tax. The 6.9 percent increase in water, sewer, and storm water utility taxes is primarily driven by a 10.9 percent water rate increase and a 3.3 percent sewer rate increase in 2016. The double digit decrease in cellular utility tax, which represents an ongoing trend beginning in 2009, is directly related to the following: 1) a highly competitive business environment, which has resulted in less expensive monthly phone plans; 2) the availability of prepaid phone plans, which limit phone usage; 3) the popularity of texting over talking, which has reduced the use of voice minutes; and 4) the exclusion of data plans from utility taxes.

- **Sales tax is 60.4 percent of budget in 2016 compared to 55.6 percent of budget in 2015.** Relative to 2015, actual revenue is up \$312,155, or 16.1 percent, in 2016. However, there is a significant, one-time receipt from a non-classified business in 2015 (\$109,395) that needs to be backed out for comparison purposes. Excluding this one-time receipt, actual revenue is up 23.0 percent in 2016. The following two tables compare sales tax revenue, which is broken down by business sector, through the first half of the year for 2014-2016, including and excluding significant one-time receipts.

2014-2016 Sales Tax Revenue (Including Significant, One-Time Receipts)

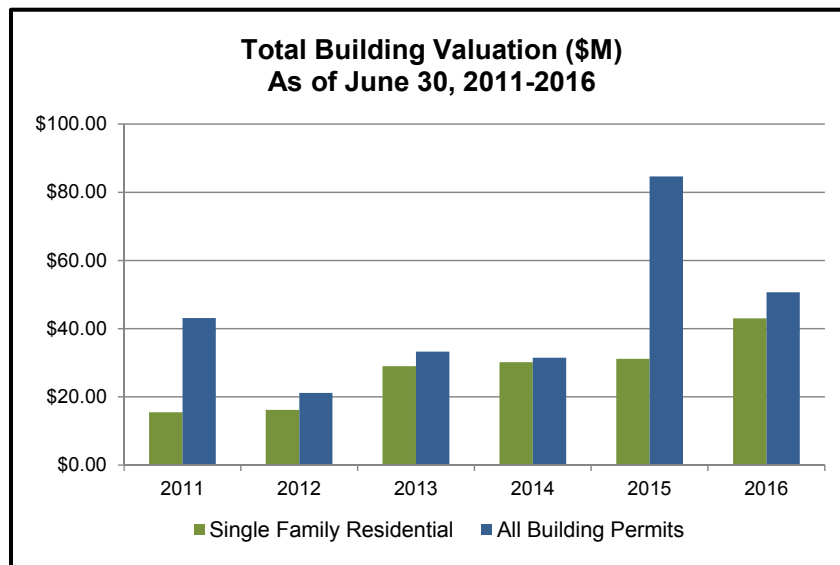
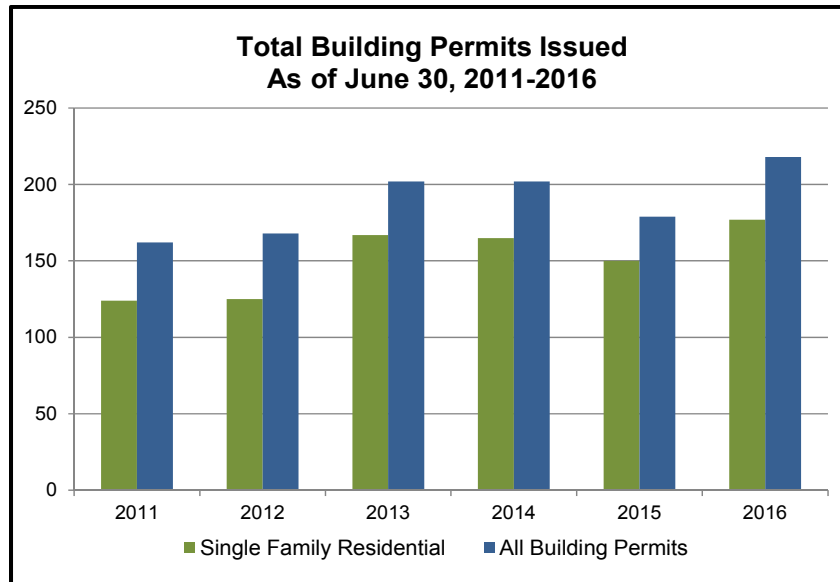
Business Sector	Revenue (Jan-Jun)			% Change		% of Total		
	2014	2015	2016	2015	2016	2014	2015	2016
Construction	577,753	826,656	1,179,899	43.1%	42.7%	37.9%	42.6%	52.4%
Retail & Wholesale Trade	441,538	491,089	497,504	11.2%	1.3%	29.0%	25.3%	22.1%
Food Services	96,720	100,532	104,936	3.9%	4.4%	6.3%	5.2%	4.7%
Admin & Support Services	85,777	87,873	90,549	2.4%	3.0%	5.6%	4.5%	4.0%
Finance/Insurance/Real Estate	44,066	56,902	65,880	29.1%	15.8%	2.9%	2.9%	2.9%
Telecommunications	71,332	64,058	65,359	-10.2%	2.0%	4.7%	3.3%	2.9%
Prof, Scientific & Tech Services	44,046	54,186	65,074	23.0%	20.1%	2.9%	2.8%	2.9%
All Other Sectors	162,308	259,198	183,448	59.7%	-29.2%	10.7%	13.4%	8.1%
Total	1,523,540	1,940,494	2,252,649	27.4%	16.1%	100.0%	100.0%	100.0%

2014-2016 Sales Tax Revenue (Excluding Significant, One-Time Receipts)

Business Sector	Revenue (Jan-Jun)			% Change		% of Total		
	2014	2015	2016	2015	2016	2014	2015	2016
Construction	577,753	826,656	1,179,899	43.1%	42.7%	38.4%	45.1%	52.4%
Retail & Wholesale Trade	441,538	491,089	497,504	11.2%	1.3%	29.4%	26.8%	22.1%
Food Services	96,720	100,532	104,936	3.9%	4.4%	6.4%	5.5%	4.7%
Admin & Support Services	85,777	87,873	90,549	2.4%	3.0%	5.7%	4.8%	4.0%
Finance/Insurance/Real Estate	44,066	56,902	65,880	29.1%	15.8%	2.9%	3.1%	2.9%
Telecommunications	71,332	64,058	65,359	-10.2%	2.0%	4.7%	3.5%	2.9%
Prof, Scientific & Tech Services	44,046	54,186	65,074	23.0%	20.1%	2.9%	3.0%	2.9%
All Other Sectors	143,027	149,803	183,448	4.7%	22.5%	9.5%	8.2%	8.1%
Total	1,504,259	1,831,099	2,252,649	21.7%	23.0%	100.0%	100.0%	100.0%

Excluding significant, one-time receipts, the overall sales tax increase of 23.0 percent is primarily driven by the “construction” sector, which is up 42.7 percent. This sector currently comprises over half (52.4 percent) of the City’s total sales tax receipts.

- Licenses, permits, and zoning fees are 75.3 percent of budget in 2016 compared to 66.1 percent of budget in 2015.** Relative to 2015, which was a record year for development revenues, actual revenue is up \$150,384, or 7.6 percent, in 2016. This revenue category consists of all fees related to development, business licenses, and a cable franchise. Across all building permit types (i.e. single family residential, multi-family residential, commercial, mixed use, and public), the total number of building permits issued and the total building valuation are up 21.8 percent and down 40.2 percent respectively through the second quarter of 2016. The dramatic valuation decrease is mostly due to \$50.8 million in school district capital projects in 2015. Looking at single family residential development only, the total number of building permits issued and total building valuation are up 18.0 percent and 38.2 percent respectively through the second quarter of 2016, representing a record setting level of activity. The following two graphs show the total number of building permits issued and the total building valuation for single family residential versus all building permit types for the period 2011-2016 (as of June 30th).



Finally, cable franchise fees are flat in 2016 compared to the prior year (\$248,233 in 2016 vs. \$248,138 in 2015). In prior years, this revenue source was up 3.5 percent as of June 30, 2015 and up 5.4 percent as of June 30, 2014.

- Recreation program fees are only 40.8 percent of budget in 2016 compared to 40.0 percent of budget in 2015.** This is typical for this revenue category at this point in the year. Relative to 2015, actual revenue is up \$17,758, or 2.7 percent, in 2016.
- Intergovernmental revenues are only 43.5 percent of budget in 2016 compared to 34.5 percent of budget in 2015.** Significantly trailing the 50.0 percent budget threshold is typical for this revenue category at this point in the year. The major revenue sources include the liquor excise tax and liquor profits that are shared by the state, vessel registration fees that are received from the state through King County, contract revenue

for marine patrol services provided to the cities of Bellevue and Renton, and contract revenue from King County for Zone One emergency management coordination services (this is a three year contract from July 1, 2013 through June 30, 2016). The vessel registration fees and the marine patrol contract revenue, which comprise about one quarter of what is budgeted in this category, will not be received, or otherwise recognized, until December 31, 2016. Relative to 2015, actual revenue is up \$43,185, or 24.2 percent, in 2016 primarily due to liquor excise tax revenue, which is up 121.8 percent. This increase can be attributed to the 2015-2017 adopted state budget, which increased the liquor excise tax distribution to cities and counties back to 35 percent, which is what it was prior to 2013.

- **Court fines are 52.1 percent of budget in 2016 compared to 58.9 percent of budget in 2015.** Relative to 2015, actual revenue is down \$27,117, or 11.5 percent, in 2016. Court fines are directly tied to case filings, which are collectively flat in 2016 versus last year. Broken down by city, Mercer Island's case filings, which account for 87 percent of the total, are down 3.0 percent, and Newcastle's case filings, which account for 13 percent of the total, are up 27.2 percent.

All other revenues are either within expected norms through the second quarter of the year or too insignificant to highlight.

Expenditures

Comparing total actual to total budgeted expenditures (excluding Transfer of Prior Year's Surplus) through the first half of the year, **the General Fund is 48.7 percent of budget in 2016 compared to 49.3 percent of budget in 2015.** The following two tables compare actual to budgeted expenditures, first by category and then by department, as of June 30, 2015 and 2016.

GENERAL FUND: Expenditures by Category
As of June 30, 2015 and 2016

Expenditure Category	Actuals			Budget		% of Budget	
	6/30/15	6/30/16	% Chg	2015	2016	2015	2016
Salaries	7,248,666	7,328,972	1.1%	14,464,948	15,159,565	50.1%	48.3%
Benefits	2,560,085	2,737,054	6.9%	5,048,193	5,410,848	50.7%	50.6%
Contractual Services	611,432	743,162	21.5%	1,847,853	1,987,307	33.1%	37.4%
Equipment Rental	690,340	692,912	0.4%	1,391,612	1,402,573	49.6%	49.4%
Intergovernmental Services	545,504	469,967	-13.8%	835,062	844,186	65.3%	55.7%
Supplies	294,001	340,544	15.8%	708,539	750,185	41.5%	45.4%
Utilities	197,975	238,708	20.6%	562,624	586,699	35.2%	40.7%
Insurance	447,782	508,011	13.5%	446,020	467,433	100.4%	108.7%
Other Services & Charges	105,002	129,040	22.9%	323,402	357,688	32.5%	36.1%
Phone, Postage & Advertising	43,991	52,164	18.6%	122,285	121,625	36.0%	42.9%
Jail	43,156	29,519	-31.6%	90,850	90,850	47.5%	32.5%
Interfund Transfers:							
Transfer to YFS Fund	200,000	200,000	0.0%	400,000	400,000	50.0%	50.0%
Transfer to Tech/Equip Fund	171,000	171,000	0.0%	342,000	342,000	50.0%	50.0%
Transfer to Water Fund	41,012	47,030	14.7%	100,100	113,350	41.0%	41.5%
Transfer to Non-Voted Bond Fund	10,318	9,456	-8.4%	95,637	93,911	10.8%	10.1%
Transfer to Equipment Rental Fund	20,000	12,778	-36.1%	80,000	15,000	25.0%	85.2%
Total Expenditures	13,230,264	13,710,317	3.6%	26,859,125	28,143,220	49.3%	48.7%
Transfer of Prior Year's Surplus	51,610	32,600	-36.8%	51,610	42,900	100.0%	76.0%
Total Expenditures + PY Transfer	13,281,874	13,742,917	3.5%	26,910,735	28,186,120	49.4%	48.8%

GENERAL FUND: Expenditures by Department
As of June 30, 2015 and 2016

Department	Actuals			Budget		% of Budget	
	6/30/15	6/30/16	% Chg	2015	2016	2015	2016
Police	3,071,824	3,163,608	3.0%	5,991,317	6,217,260	51.3%	50.9%
Fire	3,077,083	3,063,984	-0.4%	5,904,438	6,138,604	52.1%	49.9%
Parks & Recreation	1,982,433	2,114,573	6.7%	4,719,848	4,832,280	42.0%	43.8%
Development Services	1,318,453	1,390,641	5.5%	2,787,490	2,889,578	47.3%	48.1%
Non-Departmental	1,414,089	1,466,515	3.7%	2,491,160	2,750,794	56.8%	53.3%
Maintenance	691,544	744,295	7.6%	1,619,297	1,671,209	42.7%	44.5%
City Manager's Office	446,927	579,317	29.6%	944,571	1,140,728	47.3%	50.8%
Finance	401,930	390,236	-2.9%	828,167	833,609	48.5%	46.8%
Human Resources	291,325	290,443	-0.3%	557,507	568,649	52.3%	51.1%
City Attorney's Office	330,445	294,625	-10.8%	555,000	624,834	59.5%	47.2%
Municipal Court	188,254	195,557	3.9%	413,565	429,810	45.5%	45.5%
City Council	15,957	16,523	3.5%	46,765	45,865	34.1%	36.0%
Total Expenditures	13,230,264	13,710,317	3.6%	26,859,125	28,143,220	49.3%	48.7%
Transfer of Prior Year's Surplus	51,610	32,600	-36.8%	51,610	42,900	100.0%	76.0%
Total Expenditures + PY Transfer	13,281,874	13,742,917	3.5%	26,910,735	28,186,120	49.4%	48.8%

In reviewing **expenditures by category**, the following are noteworthy:

- **Salaries, which equal 54 percent of total budgeted expenditures in 2016, are 48.3 percent of budget in 2016 compared to 50.1 percent of budget in 2015.** The 1.7 percent underage in 2016 relative to the 50.0 percent budget threshold is due to the following: 1) salary savings from six retirements in 2015; and 2) position vacancies in 2016.
- **Benefits, which equal 19 percent of total budgeted expenditures in 2016, are 50.6 percent of budget in 2016 compared to 50.7 percent of budget in 2015.** The slight overage relative to the 50.0 percent budget threshold is primarily due to three new provisions in the 2015-2016 labor contract with the City's firefighters. First, an early retirement incentive was paid to three long-term firefighters in the first quarter of 2016, enabling the City to hire 3 entry-level firefighters in 2015 and to secure significant salary savings. Second, a sick leave incentive program was instituted as a trial, rewarding firefighters with minimal sick leave usage with a financial contribution to their health retirement accounts. This program has helped the City better manage firefighter overtime costs. Third, firefighters were allowed to contribute a portion of earned overtime to their health retirement accounts, resulting in state retirement contribution and Medicare savings for the City. For 2016, the total cost of compensation for firefighters will be less than it otherwise would have been under the previous labor contract.
- **Contractual services, which equal 7 percent of total budgeted expenditures in 2016, are only 37.4 percent of budget in 2016 compared to 33.1 percent of budget in 2015.** This expenditure category includes outside legal counsel, software support, development and engineering support, recreation instructors, repairs and maintenance, and other professional services. It typically trails the 50.0 budget threshold significantly, because many services are contracted for during the second and third quarters of the year.
- **Insurance, which equals 2 percent of total budgeted expenditures in 2016, is 108.7 percent of budget in 2016 compared to 100.4 percent of budget in 2015.** The City pays its annual insurance assessment to the Washington Cities Insurance Authority (WCIA) in the first quarter of the year. Relative to 2015, the cost is up \$60,229, or 13.5 percent, in 2016 based on a significant increase in the City's claims experience and the total number of worker hours over the past five years.
- **Transfer of prior year's surplus** represents that portion of the General Fund's revenue surplus and expenditure savings from the prior year that has been approved by the Council to be distributed to other funds for various purposes in the current year. In 2015, the total available General Fund surplus was \$1,341,130. Of this amount, the Council approved the transfer of \$42,900 from the General Fund to the Beautification Fund for a Town Center parking study. However, only \$32,600 was spent. The distribution of most of the remaining surplus balance is included in the attached budget amending ordinance (see Exhibit 3).

In reviewing **expenditures by department**, the following are noteworthy:

- **The Police Department has spent 50.9 percent of its budget through the first half of 2016** primarily due to the net effect of the following: 1) three retiring employees, who

cashed out their vacation leave balances; 2) an increase in patrol overtime; and 3) the elimination of the Eastside Narcotics Task Force Detective position in the first quarter of 2016. The Police Department will end 2016 within its authorized budget.

- **Non-Departmental has spent 53.3 percent of its budget through the first half of 2016**, because the City paid its annual insurance assessment to the Washington Cities Insurance Authority (WCIA) in the first quarter of the year, which is typical.
- **The City Manager's Office has spent 50.8 percent of its budget through the first half of 2016** primarily due to I-90 loss of mobility negotiations. A \$75,000 budget adjustment for this project is included in the attached budget amending ordinance (see Exhibit 3).

All other expenditures are either within expected norms through the second quarter of the year or too insignificant to highlight.

UTILITY FUNDS

Water Fund

Through the first half of 2016, operating income is up \$270,684, or 49.8 percent, compared to the same period in 2015. This is primarily due to a 10.9 percent water rate increase. See the summary of revenues and expenditures in the table below.

WATER FUND: Revenues and Expenditures
As of June 30, 2015 and 2016

Category	Actuals			Budget		% of Budget	
	6/30/15	6/30/16	% Chg	2015	2016	2015	2016
Operating Revenues:							
Charges for Services	2,535,034	2,789,864	10.1%	5,860,819	6,635,823	43.3%	42.0%
Water Utility Tax (Gen Fund Xfr)	41,012	47,030	14.7%	100,074	113,340	41.0%	41.5%
Miscellaneous	20,938	7,192	-65.7%	27,300	27,300	76.7%	26.3%
Total Operating Revenues	2,596,984	2,844,086	9.5%	5,988,193	6,776,463	43.4%	42.0%
Operating Expenditures:							
Water Purchased for Resale	820,954	823,109	0.3%	1,891,685	1,872,770	43.4%	44.0%
Maintenance & Operations	1,233,006	1,207,269	-2.1%	2,602,224	2,585,124	47.4%	46.7%
Total Operating Expenditures	2,053,960	2,030,378	-1.1%	4,493,909	4,457,894	45.7%	45.5%
Operating Income (Loss)	543,024	813,708	49.8%	1,494,284	2,318,569	36.3%	35.1%
Non-Operating Items:							
Water Connection Charges	226,944	115,982	-48.9%	148,763	153,226	152.6%	75.7%
Interest	9,419	20,695	119.7%	14,033	7,615	67.1%	271.8%
Debt Service	(19,484)	(18,859)	-3.2%	(106,763)	(110,263)	18.2%	17.1%
Capital Projects	(955,695)	(881,180)	-7.8%	(4,102,107)	(4,270,967)	23.3%	20.6%
Total Non-Operating Items	(738,816)	(763,362)	3.3%	(4,046,074)	(4,220,389)	18.3%	18.1%
Net Increase (Decrease)	(195,792)	50,346	N/A	(2,551,790)	(1,901,820)	N/A	N/A

The following are noteworthy:

- **Charges for services (i.e. water utility customer charges) are only 42.0 percent of budget in 2016 compared to 43.3 percent of budget in 2015.** Trailing the 50.0 percent budget threshold at mid-year is typical given that the high water usage months are in the summer. Relative to 2015, charges for services are up \$254,830, or 10.1 percent, in the first half of 2016 due to the aforementioned 10.9 percent water rate increase.
- **Water purchased for resale is only 44.0 percent of budget in 2016 compared to 43.4 percent of budget in 2015.** As noted above under “charges for services,” this is typical, since the high water usage months are in the summer. Relative to 2015, water purchased for resale is up only \$2,155, or 0.3 percent, in 2016. While water consumption for the first half of 2016 is up 2.7 percent, the consumption for the month of June 2016, which is subject to peak water rates from Seattle Public Utilities, is down 15.0 percent compared to June 2015, resulting in the cost of water purchased for resale being flat in the first half of 2016 versus the prior year.

- **Water connection charges are down \$110,962, or 48.9 percent, in the first half of 2016 compared to the prior year** due to water connection charges that were collected in 2015 for two major School District projects (i.e. new elementary school and Islander Middle School rebuild) and for an 18 unit townhome development (Trellis) near the Town Center.
- **Capital projects are only 20.6 percent of budget in 2016 compared to 23.3 percent of budget in 2015.** This is typical, because the construction season for many projects does not begin until June. Of particular note are the following projects:
 - **Madrona Crest West Water System** (\$293,619 actual expenditures in 2015-2016 vs. \$1,902,000 budget in 2015-2016): Construction began in May 2016 and is estimated to be completed in October 2016. This project has been combined with three other capital projects: Safe Routes to School, Storm Drainage Improvements, and Residential Street Overlay.
 - **Hydrant Replacements** (\$29,122 actual expenditures in 2015-2016 vs. \$300,000 budget in 2015-2016): This project is scheduled for Fall 2016.
 - **East Mercer Way 5400-6000 Block Water Main Design** (\$730 actual expenditures in 2015-2016 vs. \$219,000 budget in 2015-2016): This project is scheduled for the second half of 2016.
 - **Meter Replacement Program** (\$1,556 actual expenditures in 2015-2016 vs. \$200,000 budget in 2015-2016): This project is scheduled to begin in the fourth quarter of 2016, beginning with the hiring of a consultant to make recommendations on the meter type and manufacturer for planned replacements.

See the 2015-2016 CIP Project Management Report, which is attached as Exhibit 2, for detailed project information.

Sewer Fund

Through the first half of 2016, operating income is up \$96,074, or 8.4 percent, compared to the same period in 2015. This is primarily due to a 7.0 percent rate increase in City sewer maintenance services and a 0.0 percent rate increase in King County sewage treatment charges. See the summary of revenues and expenditures in the table below.

SEWER FUND: Revenues and Expenditures
As of June 30, 2015 and 2016

Category	Actuals			Budget		% of Budget	
	6/30/15	6/30/16	% Chg	2015	2016	2015	2016
Operating Revenues:							
Charges for Services	4,182,144	4,329,335	3.5%	8,229,619	8,512,235	50.8%	50.9%
Total Operating Revenues	4,182,144	4,329,335	3.5%	8,229,619	8,512,235	50.8%	50.9%
Operating Expenditures:							
King County Sewage Treatment	2,232,928	2,220,319	-0.6%	4,467,742	4,463,322	50.0%	49.7%
Maintenance & Operations	803,759	867,485	7.9%	1,768,851	2,038,793	45.4%	42.5%
Total Operating Expenditures	3,036,687	3,087,804	1.7%	6,236,593	6,502,115	48.7%	47.5%
Operating Income (Loss)	1,145,457	1,241,531	8.4%	1,993,026	2,010,120	57.5%	61.8%
Non-Operating Items:							
Sewer Connection Charges	20,262	44,393	119.1%	6,117	6,301	331.2%	704.5%
Interest	3,835	11,303	194.7%	3,860	3,247	99.4%	348.1%
Debt Service	(533,074)	(523,200)	-1.9%	(1,103,436)	(1,102,222)	48.3%	47.5%
Capital Projects	(43,057)	(56,153)	30.4%	(1,380,276)	(2,059,424)	3.1%	2.7%
Total Non-Operating Items	(552,034)	(523,657)	-5.1%	(2,473,735)	(3,152,098)	22.3%	16.6%
Net Increase (Decrease)	593,423	717,874	N/A	(480,709)	(1,141,978)	N/A	N/A

The following are noteworthy:

- **Charges for services (i.e. sewer utility customer charges) are up \$147,191, or 3.5 percent, in the first half of 2016 compared to the prior year.** This reflects the combined impact of a 7.0 percent rate increase in City sewer maintenance services and a 0.0 percent rate increase in King County sewage treatment charges, which each represent about half of the total bi-monthly sewer bill.
- **Maintenance and operations are only 42.5 percent of budget in 2016 compared to 45.4 percent of budget in 2015.** This is primarily due to the following: 1) 2.0 new sewer crew positions, which were approved beginning in 2016, have not been hired yet; and 2) most of the contracted maintenance work (i.e. sewer video inspection and wet well cleaning) is scheduled for the second half of 2016.
- **Capital projects are only 2.7 percent of budget in 2016 compared to 3.1 percent of budget in 2015.** Trailing the 50.0 percent budget threshold by this much is not typical and is a direct result of the continuing impact of the water contamination event follow-up work on staff, which has been very time consuming. In addition, the construction season for many projects does not begin until June. Of particular note are the following projects:
 - **General Sewer System Improvements** (\$102,514 actual expenditures in 2015-2016 vs. \$650,000 budget in 2015-2016): Rehabilitation and lining of 4,754 feet of sewer main in multiple locations is currently out to bid. Construction is scheduled for the fourth quarter of 2016.
 - **Sewer Special Catch Basins** (\$0 actual expenditures in 2015-2016 vs. \$300,000 budget in 2015-2016): This project is scheduled to begin in August 2016.

- **Sewer Repair at Sub-Basin 27** (\$59,777 actual expenditures in 2015-2016 vs. \$315,000 budget in 2015-2016): This project went out to bid in June 2016, but no bids were received. Staff plans to pursue work that does not require a Clean Water permit from the Army Corps of Engineers in Fall 2016.
- **Backyard Sewer System Improvements** (\$1,116 actual expenditures in 2015-2016 vs. \$200,000 budget in 2015-2016): A project to install sewer main access points has been identified in the 6700 block of 81st Avenue. Construction is scheduled for the fourth quarter of 2016.

See the 2015-2016 CIP Project Management Report, which is attached as Exhibit 2, for detailed project information.

Storm Water Fund

Through the first half of 2016, operating income is down \$26,964, or 6.6 percent, compared to the same period in 2015. This is primarily due to the net effect of the following: 1) a 1.3 percent storm water rate increase; and 2) an 8.0 percent increase in maintenance and operations. See the summary of revenues and expenditures in the table below.

STORM WATER FUND: Revenues and Expenditures
As of June 30, 2015 and 2016

Category	Actuals			Budget		% of Budget	
	6/30/15	6/30/16	% Chg	2015	2016	2015	2016
Operating Revenues:							
Charges for Services	889,942	901,735	1.3%	1,769,993	1,817,782	50.3%	49.6%
Grants	0	0	N/A	99,024	75,000	0.0%	0.0%
Total Operating Revenues	889,942	901,735	1.3%	1,869,017	1,892,782	47.6%	47.6%
Operating Expenditures:							
Maintenance & Operations	481,827	520,584	8.0%	1,213,778	1,224,964	39.7%	42.5%
Total Operating Expenditures	481,827	520,584	8.0%	1,213,778	1,224,964	39.7%	42.5%
Operating Income (Loss)	408,115	381,151	-6.6%	655,239	667,818	62.3%	57.1%
Non-Operating Items:							
Fee in Lieu	81,162	119,938	47.8%	110,000	110,000	73.8%	109.0%
Interest	6,056	12,765	110.8%	6,800	5,700	89.1%	223.9%
Capital Projects	(93,796)	(129,479)	38.0%	(2,091,027)	(2,063,475)	4.5%	6.3%
Total Non-Operating Items	(6,578)	3,224	-149.0%	(1,974,227)	(1,947,775)	0.3%	-0.2%
Net Increase (Decrease)	401,537	384,375	N/A	(1,318,988)	(1,279,957)	N/A	N/A

The following are noteworthy:

- **Charges for services (i.e. storm water utility customer charges) are up \$11,793, or 1.3 percent, in the first half of 2016 compared to the prior year.** This is due to the aforementioned 1.3 percent storm water rate increase.
- **Fees in lieu are up \$38,776, or 47.8 percent, in the first half of 2016 compared to the prior year** due to single family residential development, which is up significantly in the first half of 2016 versus 2015, as noted in the General Fund section of this report.
- **Maintenance and operations are only 42.5 percent of budget in 2016 compared to 39.7 percent of budget in 2015.** Trailing the 50.0 percent budget threshold is typical given that much of the contracted maintenance occurs during the summer months. Total expenditures as a percentage of budget were lower than normal in the prior year due to a position vacancy on the storm water crew in the first quarter of the year.
- **Capital projects are only 6.3 percent of budget in 2016 compared to 4.5 percent of budget in 2015.** This is typical, because the construction season for many projects does not begin until June. Of particular note are the following projects:
 - **Sub-Basin 27a Watercourse** (\$48,061 actual expenditures in 2015-2016 vs. \$341,250 budget in 2015-2016): This project went out to bid in June 2016, but

no bids were received. Staff plans to pursue work that does not require a Clean Water permit from the Army Corps of Engineers in Fall 2016.

- **Sub-Basin 49b Watercourse** (\$4,232 actual expenditures in 2015-2016 vs. \$256,150 budget in 2015-2016): The design phase is underway in conjunction with the Sub-Basin 51a Watercourse project (\$183,120 budget in 2015-2016). Permitting will take place in the second half of 2016.
- **Sub-Basin 51a Watercourse** (\$4,124 actual expenditures in 2015-2016 vs. \$183,120 budget in 2015-2016): The design phase is underway in conjunction with the Sub-Basin 49B Watercourse project (\$256,150 budget in 2015-2016). Permitting will take place in the second half of 2016.
- **Sub Basin 18c Drainage System** (\$27,377 actual expenditures in 2015-2016 vs. \$175,000 budget in 2015-2016): The project was bid in Spring 2016, but all bids were rejected, because they were high and few in number. The project will be re-packaged and re-bid in August 2016 for construction in the fourth quarter of 2016.

See the 2015-2016 CIP Project Management Report, which is attached as Exhibit 2, for detailed project information.

ALL OTHER FUNDS

Highly summarized revenue and expenditure information is displayed for all other funds in the table below.

ALL OTHER FUNDS: Revenues and Expenditures As of June 30, 2015 and 2016

Fund Name	Actuals			Budget		% of Budget	
	6/30/15	6/30/16	% Chg	2015	2016	2015	2016
Self Insurance Claim							
Revenues	0	0	N/A	10,000	10,000	0.0%	0.0%
Expenditures	0	0	N/A	10,000	10,000	0.0%	0.0%
Youth Services Endowment							
Revenues	464	963	107.5%	500	500	92.8%	192.6%
Expenditures	0	0	N/A	500	500	0.0%	0.0%
Street							
Revenues	1,009,840	1,500,140	48.6%	2,152,167	2,352,500	46.9%	63.8%
Expenditures	316,520	598,632	89.1%	3,019,273	4,550,490	10.5%	13.2%
Transportation Benefit District							
Revenues	40,748	189,704	365.6%	204,167	350,000	20.0%	54.2%
Expenditures	2,637	221,859	8313.3%	204,167	350,000	1.3%	63.4%
Criminal Justice							
Revenues	303,885	332,290	9.3%	635,748	671,692	47.8%	49.5%
Expenditures	225,900	223,817	-0.9%	652,678	670,931	34.6%	33.4%
Beautification							
Revenues	378,228	385,235	1.9%	971,690	986,200	38.9%	39.1%
Expenditures	444,440	455,800	2.6%	1,066,584	1,085,867	41.7%	42.0%
Contingency							
Revenues	25,818	67,342	160.8%	35,000	35,000	N/A	192.4%
Expenditures	0	0	N/A	0	0	N/A	N/A
1% for the Arts							
Revenues	0	3,500	N/A	21,000	24,000	0.0%	14.6%
Expenditures	17,768	4,362	-75.5%	64,300	41,170	27.6%	10.6%
Youth & Family Services							
Revenues	1,097,306	1,188,293	8.3%	2,276,280	2,522,407	48.2%	47.1%
Expenditures	1,202,482	1,268,127	5.5%	2,487,188	2,555,345	48.3%	49.6%
Bond Redemption (Voted)							
Revenues	0	0	N/A	0	0	N/A	N/A
Expenditures	0	0	N/A	0	0	N/A	N/A
Bond Redemption (Non-Voted)							
Revenues	333,518	329,656	-1.2%	1,007,036	1,004,311	33.1%	32.8%
Expenditures	66,018	57,156	-13.4%	1,007,036	1,004,311	6.6%	5.7%

ALL OTHER FUNDS: Revenues and Expenditures (Cont'd)
As of June 30, 2015 and 2016

Fund Name	Actuals			Budget		% of Budget	
	6/30/15	6/30/16	% Chg	2015	2016	2015	2016
Capital Improvement							
Revenues	1,013,321	1,137,818	12.3%	2,231,586	2,149,166	45.4%	52.9%
Expenditures	406,383	776,860	91.2%	4,401,431	4,502,243	9.2%	17.3%
Technology & Equipment							
Revenues	171,000	170,898	-0.1%	371,663	528,441	46.0%	32.3%
Expenditures	37,224	103,638	178.4%	526,000	819,740	7.1%	12.6%
Fire Station 92 Construction							
Revenues	1,249	181,553	>1000%	0	181,553	N/A	100.0%
Expenditures	607,937	622,146	2.3%	1,110,770	440,936	54.7%	141.1%
Capital Reserve							
Revenues	0	0	N/A	0	0	N/A	N/A
Expenditures	0	181,553	N/A	0	181,553	N/A	100.0%
Equipment Rental							
Revenues	700,330	695,415	-0.7%	1,835,998	1,491,140	38.1%	46.6%
Expenditures	631,008	621,607	-1.5%	2,014,226	1,496,639	31.3%	41.5%
Computer Equipment							
Revenues	408,354	415,821	1.8%	814,347	828,125	50.1%	50.2%
Expenditures	457,731	445,304	-2.7%	803,268	813,805	57.0%	54.7%
Firemen's Pension							
Revenues	45,910	45,686	-0.5%	60,033	60,033	76.5%	76.1%
Expenditures	53,283	42,920	-19.4%	87,000	93,000	61.2%	46.2%

In reviewing revenues and expenditures through the first half of the year, the following funds warrant further attention:

- **Street Fund:**
 - **Total revenues are 63.8 percent of budget in 2016 compared to 46.9 percent of budget in 2015.** Relative to 2015, actual revenue is up \$490,300, or 48.6 percent, in 2016 primarily due to the following: 1) \$221,859 was transferred from the Transportation Benefit District Fund in the first half of 2016 versus \$0 in the first half of 2015, because the \$20 annual license fee per vehicle did not take effect until June, 1, 2015, with a one month lag from the time the fee is collected by the state until it is remitted to the City; 2) \$132,917, or 17.1 percent, increase in real estate excise tax resulting from the sale of 77 Central in the Town Center; 3) \$50,000 contribution in March 2016 from the developer of the Coval plat for the 84th Avenue path project from SE 39th St. to Upper Luther Burbank Park (this was a condition of the plat approval); and 4) \$42,656 payment from the City of Seattle for its share of the Mercer Island shuttle service to/from Seattle.
 - **Total expenditures are only 13.2 percent of budget in 2016 compared to 10.5 percent of budget in 2015.** This is primarily reflective of the construction

season, which usually begins in June. Of particular note are the following projects:

- **Island Crest Way Phase 2** (\$116,685 actual expenditures in 2015-2016 vs. \$1,355,000 budget in 2015-2016): Construction began in July 2016 and is expected to be completed in September 2016.
- **Safe Routes to School—New Elementary School** (\$43,681 actual expenditures in 2015-2016 vs. \$454,000 budget in 2015-2016): This project will be bid in early September 2016, with construction scheduled for September-October 2016.
- **West Mercer Way Shoulders—7400 to 8000 Block** (\$347 actual expenditures in 2015-2016 vs. \$417,500 budget in 2015-2016): Design work began in July 2016, with construction scheduled for the fourth quarter of 2016.
- **2016 Residential Street Improvements** (\$4,426 actual expenditures in 2016 vs. \$396,933 budget in 2016): Construction began in June 2016 and is expected to be completed in October 2016.

See the 2015-2016 CIP Project Management Report, which is attached as Exhibit 2, for detailed project information.

- **Criminal Justice Fund:**

- **Total revenues are up \$28,405, 9.3 percent, in the first half of 2016 compared to the prior year.** This is primarily due to a \$27,586, or 9.8 percent, increase in local criminal justice sales tax revenue.
- **Total expenditures are only 33.4 percent of budget in 2016 compared to 34.6 percent of budget in 2015.** The underage relative to the 50.0 percent budget threshold in 2016 is primarily related to: 1) a Hire Ahead patrol officer vacancy, which will be filled in late August 2016; and 2) the Police Carport project (\$5,619 actual expenditures in 2015-2016 vs. \$76,000 budget in 2015-2016), which will be completed in August 2016.

- **Beautification Fund:**

- **Total revenues are 39.1 percent of budget in 2016 compared to 38.9 percent of budget in 2015.** This underage relative to the 50.0 percent budget threshold is typical, because 98 percent of the City's registered businesses file an annual, instead of a quarterly, B&O tax return that is not due until January 31st of the following year.
- **Total expenditures are only 42.0 percent of budget in 2016 compared to 41.7 percent of budget in 2015.** The underage relative to the 50.0 percent budget threshold is directly related to Aubrey Davis Park maintenance and Town Center median and planter maintenance, which both occur primarily during the summer and fall months.

- **Youth & Family Services Fund:**
 - **Total revenues are up \$90,987, 8.3 percent, in the first half of 2016 compared to the prior year.** This is wholly due to Thrift Shop sales, which are up \$93,289, or 14.6 percent, in 2016 due to converting work study hours to three part-time positions and converting one of these part-time positions to a full-time position for a one year trial period (this latter conversion was funded by the MIYFS Foundation).

- **Bond Redemption (Non-Voted) Fund:**
 - **Total expenditures are only 5.7 percent of budget in 2016 compared to 6.6 percent of budget in 2015.** The underage relative to the 50.0 percent budget threshold is directly related to the limited tax general obligation (LTGO) and refunding bonds issued in February 2013: 1) to finance the replacement of Fire Station 92 and a fire rescue truck; and 2) to re-finance the City's outstanding, callable 2003 LTGO bonds (related to the purchase of the Mercerview property) and 2004 LTGO bonds (related to the construction of the new community center). The principal payments on this new bond issue occur annually on December 1st.

- **Capital Improvement Fund:**
 - **Total revenues are 52.9 percent of budget in 2016 compared to 45.4 percent of budget in 2015.** Relative to 2015, actual revenue is up \$124,497, or 12.3 percent, in 2016 primarily due to a \$133,097, or 17.1 percent, increase in real estate excise tax resulting from the sale of 77 Central in the Town Center.
 - **Total expenditures are only 17.3 percent of budget in 2016 compared to 9.2 percent of budget in 2015.** This is primarily reflective of the construction season, which usually begins in June. Of particular note are the following projects:
 - **Swim Beach Repairs—Groveland Beach** (\$52,348 actual expenditures in 2015-2016 vs. \$990,000 budget in 2015-2016): This project was re-scoped at the April 4, 2016 Council meeting to extend the useful life of the dock by repairing it. The repair work is scheduled for 2017.
 - **Island Crest Park Ballfield Lights Replacement** (\$46,985 actual expenditures in 2015-2016 vs. \$500,000 budget in 2015-2016): Design work is 95 percent complete, and staff is looking into Puget Sound Energy rebates. Construction is slated for 2017.
 - **City Hall Building Repairs** (\$40,205 actual expenditures in 2015-2016 vs. \$356,306 budget in 2015-2016): Much of the planned work has been delayed, because the Facilities Project Manager has had to spend significant, unplanned time on the South Fire Station construction project—especially on roof issues. Much of this work has been re-budgeted in the 2017-2022 Preliminary CIP.

See the 2015-2016 CIP Project Management Report, which is attached as Exhibit 2, for detailed project information.

- **Technology & Equipment Fund:**

- **Total revenues are 32.3 percent of budget in 2016 compared to 46.0 percent of budget in 2015.** This underage relative to the 50.0 percent budget threshold is temporary and is due to interfund transfers from the Street, Water, Sewer, and Storm Water Funds that have not been posted yet.
- **Total expenditures are only 12.6 percent of budget in 2016 compared to 7.14 percent of budget in 2015.** Of particular note are the following projects:
 - **MICEC Equipment Replacement** (\$19,853 actual expenditures in 2015-2016 vs. \$233,000 budget in 2015-2016): Most of the planned replacements (e.g. audio/visual equipment, fitness room equipment, furniture for lobby and meeting rooms, custodial equipment, and sports equipment) will occur during the second half of 2016.
 - **Recreation & Facility Booking System** (\$0 actual expenditures in 2015-2016 vs. \$186,000 budget in 2015-2016): Requirements have been developed and a RFP has been issued. A contract with the winning bidder is expected to be in place by October 2016.
 - **Mobile Asset Data Collection** (\$0 actual expenditures in 2015-2016 vs. \$84,000 budget in 2015-2016): The vendor will begin data collection in mid-August 2016.

See the 2015-2016 CIP Project Management Report, which is attached as Exhibit 2, for detailed project information.

- **Fire Station 92 Construction Fund:**

- **Total expenditures are 141.1 percent of budget in 2016 compared to 54.7 percent of budget in 2015.** The budget overage on the F.S. 92 construction project is wholly related to the unsatisfactory installation of the roof. A new roof overlay was completed in July 2016 (paid for by the City), and the City will be filing a claim against the performance bond posted by Travelers to guarantee the general contractor's performance of its contractual responsibilities to the City.

- **Equipment Rental Fund:**

- **Total expenditures are only 41.5 percent of budget in 2016 compared to 31.3 percent of budget in 2015.** The underage relative to the 50.0 percent budget threshold in 2016 is primarily related to: 1) the scheduled replacement of fleet vehicles, which is only 33 percent of budget as of June 30, 2016; and 2) fleet fuel costs, which are only 21 percent of budget due to lower than expected fuel prices.

All other variances are either within expected norms through the second quarter of the year or too insignificant to highlight.

CAPITAL IMPROVEMENT PROGRAM

This section of the Financial Status Report includes a comprehensive overview of the City's capital improvement program (CIP), with a more detailed look at real estate excise tax receipts, highlights of particularly notable projects, and a Project Management Report (see Exhibit 2), which provides an update on the status of every CIP project.

Financial Overview

Eighteen months into the 2015-2016 biennium, most of the capital projects planned for 2015 are complete, while other projects planned for 2016 are either in the design phase or early in the construction process. **In aggregate, CIP-related expenditures are 42.7 percent of the adopted biennial budget**, which breaks down as follows:

- **Capital Reinvestment Plan (CRP): 40.9 percent of biennial budget**
- **Capital Facilities Plan (CFP): 51.9 percent of biennial budget**

About \$28.1 million in projects are planned for the biennium, including \$12.6 million in water, sewer, and storm water projects; \$5.9 million in general government facilities projects (including Fire Station 92); \$5.5 million in street improvement projects; and \$4.1 million in parks/open space projects.

Real Estate Excise Tax

Real estate excise tax (REET) is the 0.5 percent tax paid by the seller in property transactions, and its use is restricted by state law for specific capital purposes. REET 1 (the 1st quarter of 1.0 percent of the sales price) may be used for streets, parks, facilities, or utilities. REET 2 (the 2nd quarter of 1.0 percent of the sales price) may be used for the same capital purposes as REET 1, except for facilities, which are specifically prohibited. Neither REET 1 nor REET 2 may be used for equipment or technology.

In May 2011, the Governor signed HB 1953, which temporarily allows cities to use up to 35% of REET revenue (not to exceed \$1.0 million for either REET 1 or 2) for operations and maintenance purposes within the same categorical restrictions noted above. This temporary expansion of how REET can be used will sunset on December 31, 2016. Because of the City's many capital needs, the passage of HB 1953 has had no impact on how REET funds are currently used. It simply gives the City more flexibility.

Through the first half of the year, REET is 57.7 percent of budget in 2016 compared to 51.8 percent of budget in 2015, as shown in the table below.

**REET Revenue: Actual vs. Budget
As of June 30, 2015 and 2016**

Actual			Budget		% of Budget	
6/30/15	6/30/16	% Change	2015	2016	2015	2016
1,554,658	1,814,726	16.7%	3,004,000	3,147,000	51.8%	57.7%

Relative to 2015, actual revenue is up \$260,068, or 16.7 percent, in the first half of 2016.

The primary drivers behind REET are number of sales, average sales price, and property sales greater than \$5.0 million. As noted in the table below, the number of sales are down 17.3 percent, and the average sales price is up 11.2 percent in 2016, with the latter partially offsetting the revenue impact of the former. The 16.7 percent increase in 2016 is mostly due to the sale of 77 Central in the Town Center, which generated over \$479,000 in REET.

**Property Sale Statistics
As of June 30, 2015 and 2016**

Number of Sales			Average Sales Price		
6/30/15	6/30/16	% Change	6/30/15	6/30/16	% Change
248	205	-17.3%	\$1,157,468	\$1,287,068	11.2%

Please note that the average sales price encompasses all property sales—namely, land, single family residential homes, condominiums, businesses, and below market property sales from one family member to another.

In the table below, REET is broken down according to property sales (i.e. ≤\$5.0 million and >\$5.0 million) for the period 2006-2015. In addition, the average property sales price and the number of sales are identified for those properties that sold for \$5.0 million or less.

**2006-2015 REET Revenue (Dollars in Thousands)
Property Sales ≤\$5.0M and >\$5.0M**

Property Sale Breakdown	2006	2007	2008	2009	2010	2011	2012	2013	2014	2015	Avg
Property Sales ≤\$5.0M:											
Average Sales Price	\$963	\$1,072	\$1,237	\$854	\$994	\$916	\$899	\$1,046	\$1,119	\$1,182	\$1,028
% Change in Avg Sales Price	6.4%	11.4%	15.4%	-30.9%	16.3%	-7.8%	-1.9%	16.4%	7.0%	5.6%	3.8%
Number of Property Sales	545	429	260	267	318	367	418	492	493	499	409
REET Revenue	\$2,597	\$2,277	\$1,592	\$1,129	\$1,565	\$1,665	\$1,860	\$2,548	\$2,742	\$2,919	\$2,089
Property Sales >\$5.0M:											
Number of Property Sales	3	14	5	3	3	5	6	2	9	10	6
REET Revenue	\$179	\$653	\$755	\$129	\$642	\$162	\$300	\$57	\$527	\$350	\$375
Total REET Revenue	\$2,776	\$2,930	\$2,347	\$1,258	\$2,207	\$1,827	\$2,160	\$2,605	\$3,269	\$3,269	\$2,465

Based on actual receipts through July 2016, REET is forecasted to end the year \$10,000 above budget (see table below). Staff will revisit the 2016 REET forecast as part of the Third Quarter 2016 Financial Status Report, which will be presented to the Council on December 5, 2016.

2016 REET Revenue Forecast

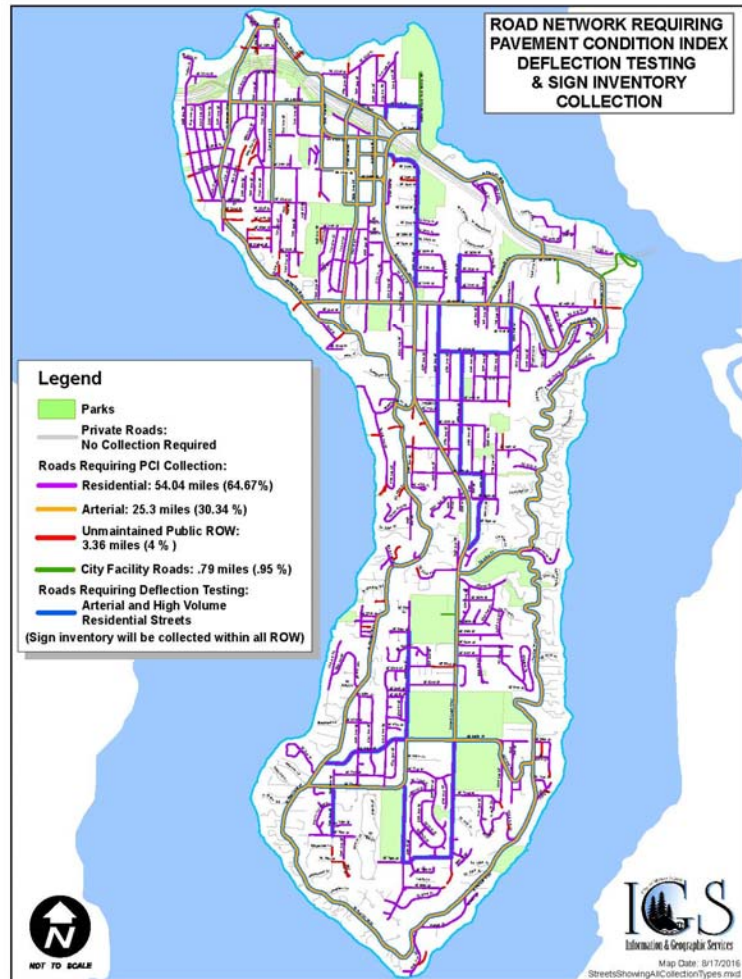
Property Sale Breakdown	2016	
	Budget	Forecast
Property Sales ≤\$5.0M:		
Average Sales Price	\$1,211,000	\$1,270,000
Number of Property Sales	500	410
REET Revenue	\$2,997,000	\$2,577,000
Property Sales >\$5.0M:	\$150,000	\$580,000
Total REET Revenue	\$3,147,000	\$3,157,000

Project Highlights

A brief update is provided for the following projects: Mobile Asset Data Collection (Pavement Condition Assessment), Shoreline Restoration and Renovations at Calkins Point (Luther Burbank Park), and Luther Burbank Playground Mosaic.

Mobile Asset Data Collection (Pavement Condition Assessment)

In order to develop long-term plans and budgets for roadway maintenance on the Island, engineering staff must gather information on pavement conditions. The City has contracted with a private company, Infrastructure Management Services (IMS), to complete a detailed inventory in August 2016 using specialized surveying equipment. The van is outfitted with 6 cameras at different angles which collect videos and photos of every road. The first phase will use lasers to measure pavement roughness, rutting, cracking and other surface distresses using a specially modified van. The project will also be collecting all City road signage within the ROW during this first phase. The second phase consists of establishing the load carrying capacity of specific arterial and collector roadways using several additional devices that measure pavement strength.



Once all data are gathered, the City will be able to update its priorities for long-term roadway maintenance in order to best prevent degradation. The sign inventory will be used to track all signs location and a more accurate maintenance history can be documented for each sign.

Shoreline Restoration and Renovations at Calkins Point (Luther Burbank Park)

In August 2015, construction began on the Calkins Point area of Luther Burbank Park. This project addressed the significant erosion of the shoreline caused by boat wakes and wind waves. It also focused on providing accessibility for disabled park visitors, creating a defined water access point, and improving habitat on the shoreline for fish, birds, and other wildlife.

The erosion control elements of the project included the installation of bioengineered willow slopes along the shoreline edge, a buried sheet pile wall, and two large rock and wood “arms” that protect the beach area from long term erosion.

Habitat elements include the installation of large woody debris, extensive native trees and shrub planting, and the addition of gravels suitable for salmon around the entire site. Lastly, the design included measures to increase accessibility to all park users: two wheelchair-compatible picnic tables, and an ADA-compliant pathway, which creates a seamless loop trail from the main Luther Burbank path to the boardwalk in the North Wetland.



Construction on this project was completed in May 2016, and the area re-opened to the public in June 2016. The total cost of the project, including the design process, was \$363,720. Funding for the project included grants of \$22,500 for design and \$35,000 for construction from King Conservation District and \$150,000 from WRIA 8 King County funds, with the remainder coming from real estate excise tax.

Luther Burbank Playground Mosaic

The Arts Council felt strongly that the mosaic project at the Luther Burbank Playground was a great opportunity for community involvement in one of the most popular parks on the Island. It was determined there should be children's artwork in the immediate play area involving Mercer Island students so they could not only see their artwork on display while they played but also learn about mosaic. Multiple student workshops were held for students who signed up to participate. The workshops were led by artists Sandy Glass and Jose Orantes and involved over 50 students, 3rd through 5th grades from all Elementary Schools and 6th through 8th grade from Islander Middle School. Artist Jose Orantes painted an original mural which was turned into mosaic tiles and is currently being installed on a wall next to the restrooms above the playground. This project will be complete in early September 2016, and an art celebration to welcome the new pieces will occur in late September or early October.

You can see detailed progression of the entire project with photos and updates from start to finish at the artist's blog here: <https://playgroundmosaic.wordpress.com>.



BUDGET ADJUSTMENTS

In the interest of administrative ease, a budget amending ordinance is prepared and submitted to the Council quarterly, if needed, along with the Financial Status Report. Budget adjustments are divided into three groups: 1) those previously approved by the Council but not formally adopted via a budget amending ordinance; 2) new requests; and 3) carryover requests. New requests typically encompass financial housekeeping items, minor requests, and unanticipated expenditures that the City had to incur and was unable to absorb within the authorized budget. Carryover requests of unspent budget from the prior year to the current year are typically included only in the fourth quarter financial status report for the second year of the biennium. Council approval is required when unspent budget is being moved from the prior biennium to the current biennium, not when unspent budget is being moved within the biennium and within the same fund.

Budget adjustments previously approved but not formally adopted via a budget amending ordinance by the Council are summarized in the table below.

Fund	Department	Description	Agenda Bill	Budget Year	Amount	Funding Source(s)
General	City Manager's Office	Disposition of 2015 General Fund surplus: Additional funding for consultant & legal services related to I-90 loss of mobility negotiations	AB 5196, 6/20/16	2016	\$175,000	2015 General Fund surplus (unappropriated fund balance)
		Disposition of 2015 General Fund surplus: Moving expenses for new City Manager, if hired outside of King County	AB 5196, 6/20/16	2016	\$20,000	2015 General Fund surplus (unappropriated fund balance)
	Non-Dept'l	Disposition of 2015 General Fund surplus: Transfer one-time funding to Street, Technology & Equipment, F.S. 92 Construction, and Equipment Rental Funds	AB 5196, 6/20/16	2016	\$376,396	2015 General Fund surplus (unappropriated fund balance)
	DSG	Hired a Long-Range Planning Manager (1.0 FTE) who started on 6/13/16 (includes salary, benefits, supplies, training/travel, and office equipment/furniture)	AB 5163, 3/21/16	2016	\$85,000	Development fees related to planning and engineering services
Street	Public Works	Disposition of 2015 General Fund surplus: Freeman Landing landslide repair (design & survey costs)	AB 5196, 6/20/16	2016	\$150,000	Interfund transfer from General Fund

Fund	Department	Description	Agenda Bill	Budget Year	Amount	Funding Source(s)
Youth & Family Services	YFS	Thrift Shop staffing pilot project (increase part-time employee from 29.5 to 40 hours per week for one year)	AB 5190, 6/6/16	2016	\$19,445	MIYFS Foundation donation
Technology & Equipment	IGS	Disposition of 2015 General Fund surplus: Council Chambers A/V equipment replacement (70% funded by surplus)	AB 5196, 6/20/16	2016	\$107,962	\$75,574 interfund transfer from General Fund + \$32,388 payment by School District
		Disposition of 2015 General Fund surplus: Maintenance management system professional services (25% funded by surplus)	AB 5196, 6/20/16	2016	\$50,000	\$12,500 interfund transfer from General Fund + \$37,500 interfund transfer from Utility Funds
F.S. 92 Construction	Public Works	Disposition of 2015 General Fund surplus: Additional funding for F.S. 92 construction project following settlement agreement with general contractor	AB 5196, 6/20/16	2016	\$100,000	Interfund transfer from General Fund

At its June 20, 2016 meeting, the Council supported staff's recommendation to appropriate \$75,000 in additional funding for consultant and legal services related to the I-90 loss of mobility negotiations. Subsequently, staff determined that \$175,000 in additional funding was needed, which is reflected above.

New requests not approved or formally adopted by the Council are summarized in the table below.

Fund	Department	Description	Budget Year	Amount	Funding Source(s)
General	DSG	Disposition of 2015 General Fund surplus: Community engagement costs for residential development code update	2016	\$15,755	2015 General Fund surplus (unappropriated fund balance)
	Non-Dept'l	Disposition of 2015 General Fund surplus: Holiday lighting settlement	2016	\$24,242	2015 General Fund surplus (unappropriated fund balance)
	Fire	Fit test machine & specialized CPR mannequins for basic life support services provided by firefighters	2016	\$22,500	King County EMS levy (BLS Core Services)

The total 2015 General Fund surplus was \$1,341,130. Of this amount, \$132,600 was formally appropriated by the Council on April 4, 2016, and \$611,393 is included in the attached budget amending ordinance, net of any double budgeting from interfund transfers. In addition, the Council agreed with staff's recommendation to set aside \$400,000 to help bridge the projected 2017 deficits in the General Fund and the Youth & Family Services Fund and \$93,110 to fully fund the compensated absences liability in the General Fund as December 31, 2015. Neither requires a budget appropriation in 2016. That leaves an unallocated balance of \$104,027, which staff recommends holding off on allocating until December 5, 2016, when the Third Quarter 2016 Financial Status Report is presented to the Council. An accounting of its disposition is summarized in the table below.

Disposition of 2015 General Fund Surplus	Amount
Previously appropriated by Council on 4/4/16:	
Additional funding for consultant services related to I-90 loss of mobility negotiations	\$100,000
Town Center parking study (\$42,900 was appropriated, but only \$32,600 was spent)	32,600
Appropriation recommendations supported by Council on 6/20/16:	
Additional funding for consultant & legal services related to I-90 loss of mobility negotiations	175,000
Moving expenses for new City Manager, if hired outside of King County	20,000
Freeman Landing landslide repair (design & survey costs)	150,000
Council Chambers A/V equipment replacement (70% funded by surplus)	75,574
Maintenance management system professional services (25% funded by surplus)	12,500
Additional funding for F.S. 92 construction project following settlement agreement with general contractor	100,000
Reimburse Equipment Rental Fund for soil remediation costs incurred through 12/31/15	38,322
New requests recommended for appropriation (after 6/20/16 Council meeting):	
Community engagement costs for residential development code update	15,755
Holiday lighting settlement	24,242
Reserve recommendations supported by Council on 6/20/16 (no appropriation needed):	
One-time funding to address projected 2017 deficits in General Fund and Youth & Family Services Fund	400,000
Fully fund compensated absences liability in the General Fund as of 12/31/15	93,110
Balance remaining	104,027
Total surplus	\$1,341,130

A budget amending ordinance is attached as Exhibit 3. Two summary listings of the originally adopted 2015-2016 Budget (expenditures only), broken down by year, and all subsequent amendments, including Exhibit 2, are presented below.

**2015 Budget Adjustment Summary
Expenditures by Fund**

Fund Type / Fund Name	Original 2015 Budget	2015 Budget Adjustments				Amended 2015 Budget
		Q4 2014 FSR, 4/20/2015	Q1 2015 FSR, 5/18/2015	Q2 2015 FSR, 9/8/2015	Q3 2015 FSR, 11/16/2015	
General Purpose Funds:						
General	26,703,657	118,708		735,845	100,000	27,658,210
Self-Insurance	10,000					10,000
Youth Services Endowment	500					500
Special Revenue Funds:						
Street*	2,952,367	66,905		78,567	(103,000)	2,994,839
Transportation Benefit District	204,167					204,167
Criminal Justice	652,678					652,678
Beautification	1,003,974	62,610		27,500	106,690	1,200,774
Contingency	-					-
1% for the Arts	61,000		3,300		10,000	74,300
Youth & Family Services	2,487,188					2,487,188
Debt Service Funds:						
Bond Redemption (Voted)	-					-
Bond Redemption (Non-Voted)	1,007,036					1,007,036
Capital Projects Funds:						
Capital Improvement*	3,541,776	818,300	41,355	136,500		4,537,931
Technology & Equipment*	526,000					526,000
Fire Station 92 Construction*	-	1,110,770				1,110,770
Capital Reserve*	-					-
Enterprise Funds:						
Water*	8,290,129	412,650			270,000	8,972,779
Sewer*	8,443,763	276,543				8,720,306
Storm Water*	2,431,044	948,761				3,379,805
Internal Service Funds:						
Equipment Rental*	1,901,425	112,801				2,014,226
Computer Equipment*	780,303	22,965				803,268
Trust Funds:						
Firemen's Pension	87,000					87,000
Total	61,084,007	3,951,013	44,655	978,412	383,690	66,441,777

* Capital Improvement Program (CIP) projects are budgeted and accounted for in these funds.

**2016 Budget Adjustment Summary
Expenditures by Fund**

Fund Type / Fund Name	Original 2016 Budget	2016 Budget Adjustments					Amended 2016 Budget
		Q2 2015 FSR, 9/8/2015	Q3 2015 FSR, 11/16/2015	Q4 2015 FSR, 4/4/2016	Q1 2016 FSR, 5/16/2016	Q2 2016 FSR, 9/6/2016	
General Purpose Funds:							
General	27,723,094	138,370		164,900		718,893	28,745,257
Self-Insurance	10,000						10,000
Youth Services Endowment	500						500
Special Revenue Funds:							
Street*	3,364,106	130,000	30,000		85,605	150,000	3,759,711
Transportation Benefit District	350,000						350,000
Criminal Justice	600,296						600,296
Beautification	960,547			42,900			1,003,447
Contingency	-						-
1% for the Arts	10,000						10,000
Youth & Family Services	2,523,345					19,445	2,542,790
Debt Service Funds:							
Bond Redemption (Voted)	-						-
Bond Redemption (Non-Voted)	1,004,311						1,004,311
Capital Projects Funds:							
Capital Improvement*	1,928,472	25,000					1,953,472
Technology & Equipment*	494,000					157,962	651,962
Fire Station 92 Construction*	-				181,553	100,000	281,553
Capital Reserve*	-				181,553		181,553
Enterprise Funds:							
Water*	8,170,754						8,170,754
Sewer*	8,646,605						8,646,605
Storm Water*	2,284,719				60,492		2,345,211
Internal Service Funds:							
Equipment Rental*	1,443,203				14,000		1,457,203
Computer Equipment*	792,772						792,772
Trust Funds:							
Firemen's Pension	93,000						93,000
Total	60,399,724	293,370	30,000	207,800	523,203	1,146,300	62,600,397

* Capital Improvement Program (CIP) projects are budgeted and accounted for in these funds.

2015-2016 CIP - PROJECT MANAGEMENT REPORT (Biennium) --- Project Expenditures Reported as of 6/30/2016

PROJECT NUMBER	PROJECT NAME	PROJECT MANAGER	APPROVED BUDGET (2015-2016)	TOTAL EXPENDED (as of Jun 30, 2016)	% EXPEND TO DATE	EST. COMPLTN DATE	% WORK COMPLET E	PROJECT STATUS & COMMENTS
----------------	--------------	-----------------	-----------------------------	-------------------------------------	------------------	-------------------	------------------	---------------------------

**CAPITAL REINVESTMENT PLAN
PARKS, RECREATION AND OPEN SPACE**

WP107R	ICP Ballfield Lights Replacement	P. West	\$500,000	\$46,985	9%	12/16	5%	95% design completed; PSE rebates being explored; funding being finalized; will construct in 2017
WP115S	ICP South Field Improvements	P. West	\$0	\$57,403	0%	12/16	5%	95% design completed; funding being finalized; will construct in 2017
WP113R	South Mercer Playfields Improvements	P. West	\$100,000	\$2,382	2%	12/15	10%	Design completed. Boys and Girls Little League declined to support the design with their pledged \$10,000 in funding. The project has been cancelled.
WP122P WP122R	Open Space - Vegetation Management	A. Sommargren	\$934,000	\$564,845	60%	12/16	60%	New Natural Resources Specialist hired in Feb 2016. 2015 restoration work completed; 2016 restoration work begun on 50 projects in 15 parks. Seasonal restoration crew hired. 20 volunteer projects completed.
XP710R	Luther Burbank Minor Improvements	P. West	\$248,250	\$164,113	66%	12/16	66%	West Hill trail completed; Tennis Court ramp completed; Caretakers Yard scoped; Hand Carry Boat Launch Scoped; benches, plumbing, trees replaced.
WP303R	Luther Burbank Shoreline Phase II - Calkins Point	A. Sommargren	\$325,040	\$318,009	98%	2/16	95%	Construction completed by contractor in May 2016. Interpretive signs designed in April, ordered from manufacturer in May, and will be installed in July 2016. Contract and grant closeouts are in process. Ribbon cutting planned for July 2016.
WP310D	Street End Improvements - Calkins Landing	A. Sommargren	\$322,860	\$319,495	99%	2/16	98%	Construction completed by contractor in January 2016. Plantings and mulch were installed in February 2016. Interpretive signs designed in April, ordered from manufacturer in May, and will be installed in July 2016. Retainage on contract released late June 2016. Grant closeout is in process.
WP506R	Swim Beach Repairs (Groveland Beach-\$935K and Clarke Beach-\$55K)	P. West	\$990,000	\$52,348	5%	12/16	5%	Groveland Beach Park rescoped per April CC meeting; project will now repair existing dock with minor shoreline work; new design scope completed
WP720R	Recurring Park Projects	P. West	\$284,444	\$94,836	33%	12/16	33%	Restroom light fixtures converted to LED; playground equipment replaced; synthetic turf repairs; fencing replacement; new signs
WP505P	MICEC Master Plan	Z. Houvener	\$25,000	\$0	0%	12/15	N/A	The MICEC Master Plan has been re-prioritized. This project has been cancelled.

STREETS, PEDESTRIAN AND BICYCLE FACILITIES

WR101R WR101S	Residential Street Improvements	C. Morris	\$1,300,605	\$635,136	49%	10/16	60%	2015 Overlay areas included several streets in First Hill neighborhood and Merhaven plat (4800 ICW). The 2016 work includes paving a section of 86th Ave as part of the Madrona Crest West Water System Improvement project (WW526R) that began construction in May 2016.
WR110R	Arterial Preservation Program	C. Morris	\$185,000	\$1,049	1%	11/16	50%	In June 2016 over 80,000 linear feet of pavement cracks were sealed on East Mercer Way, SE 68th and SE 70th Place, and SE 24th Street (approx \$75,000). Asphalt patching on the Mercer Ways is planned for fall 2016.
WR111R	Pavement Marking Replacement	B. Hartvigson	\$136,000	\$47,885	35%	12/16	50%	including East Mercer Way and West Mercer Way. A total of 8,000 Raised Pavement Markings were removed and replaced with 4" paint on East & West Mercer Way. Completion expected October 2016.
WR120S	Island Crest Way Resurfacing - Phase 2	C. Morris	\$1,355,000	\$116,685	9%	10/16	30%	Design work began in January 2016. Project advertised for construction bids in May and contract awarded in June. Construction to begin in mid-July to resurface roadway, repair curbs, and resurface portions of asphalt sidewalks. Construction should be completed in late September.
WR322R	PBF Town Center Crosswalks	A. Tonella-Howe	\$41,905	\$41,863	100%	12/15	100%	Guidelines for crosswalk and RRFB installation, assessment of curb ramps and driveway's for ADA compliance in the Town Center and the Town Center Crosswalk analysis complete. Guidelines applied to requests resulting in NMW Crosswalk near Covenant Shores project (XR544R)
WR514R	SE 40th Street (76th to ICW)	C. Morris	\$740,567	\$748,970	101%	11/15	100%	Construction commenced in July and was completed in October 2015. Improvements included repair and repaving of asphalt walkways, a one block section of new concrete sidewalk, new ADA ramps, an uphill bike lane, and asphalt overlay of the roadway.
WR517R	SE 40th Street (East of ICW) Design	C. Morris	\$100,000	\$0	0%	12/16	0%	Per discussion during TIP, a first phase of work will be design and implement a protected left-turn for west bound to south bound traffic. This work includes restriping, adding new signal heads, and adjusting the timing of the signal.
WR544C	PBF ICW Crossing at SE 32nd	A. Tonella-Howe	\$195,000	\$39,524	20%	12/16	20%	Design for a pedestrian signal at this location is complete. Construction is scheduled for 2017.

2015-2016 CIP - PROJECT MANAGEMENT REPORT (Biennium) --- Project Expenditures Reported as of 6/30/2016

PROJECT NUMBER	PROJECT NAME	PROJECT MANAGER	APPROVED BUDGET (2015-2016)	TOTAL EXPENDED (as of Jun 30, 2016)	% EXPEND TO DATE	EST. COMPLTN DATE	% WORK COMPLETE	PROJECT STATUS & COMMENTS
----------------	--------------	-----------------	-----------------------------	-------------------------------------	------------------	-------------------	-----------------	---------------------------

GENERAL GOVERNMENT - BUILDING REINVESTMENT

WG101R	City Hall Building Repairs	M. Olson	\$356,306	\$40,201	11%	12/16	15%	Some landscaping work has been completed. Additional landscaping is in design phase. Repairs to the cooling tower have been completed.
WG101S	EOC Dedicated Space	D. Jokinen	\$163,000	\$61,514	38%	12/15	94%	Major construction of the EOC is complete, and the facility is nearing substantial completion. Currently the Audio / Visual work is being completed by Morgan Sound. The facility will be inspected and it is expected to be complete at the end of August 2016.
WG102R	Maintenance Building Repairs	M. Olson	\$119,924	\$14,932	12%	12/16	12%	Server room repairs have been completed. Shop and office roofs were inspected and determined to have more life left. Will not replace until next biennium.
WG104R	Thrift Shop Building Repairs	M. Olson	\$125,008	\$26,328	21%	12/16	30%	Donation area screening is out for bid. Upstairs carpet and cove base replaced.
WG105R	Community Center Building Repairs	M. Olson	\$467,968	\$280,393	60%	12/16	60%	HVAC software upgrade complete. Addition of and additional admin HVAC unit and cooling to the kitchen and gym is 80% complete. Design for the storage add on is in progress. Carpet cleaning machine purchased.
WG106R	North Fire Station Building Repairs	M. Olson	\$110,000	\$29,452	27%	12/16	45%	Roof repair is complete. Furnace and condenser supplying heat and cooling to the kitchen and living area replaced. Washer and dryer combination replaced.
WG107R	Luther Burbank Admin Building Repairs	M. Olson	\$210,000	\$26,868	13%	12/16	14%	Office addition for Counselors design completed and permits fees paid. Project is out for bid.

GENERAL GOVERNMENT - TECHNOLOGY

WG110T	Computer Equipment Replacements	M. Kaser	\$217,000	\$189,573	87%	12/16	100%	Computer equipment replacements of 50 units for 2015 and 36 units for 2016 were purchased and deployed.
WG513T	Recreation & Facility Booking System	M. Kaser	\$186,000	\$0	0%	12/16	54%	Requirements have been developed and an RFP has been issued. A contract with the successful vendor is targeted for end of October 2016.
WG515T	Telemetry Communications Replacement	M. Kaser	\$47,000	\$47,618	101%	12/15	87%	All but one pump station have been updated. Project closeout with Centurylink is in progress and a refund is expected.
WG516T	Disaster Recovery	M. Kaser	\$123,000	\$40,185	33%	12/16	75%	Equipment and capability have been added to the Community Center to allow for the continuation of City technology systems in the event of a disaster. EOC software has been evaluated with a decision expected in the 4th quarter 2016.
WG517T	Public Infrastructure Data	M. Kaser	\$135,000	\$77,026	57%	12/16	83%	Analysis, Layer Creation, and Data Cleanup of 70K Public Works work order records is complete and is ready for migration to a new system. Parks assets are in the process of being inventoried. Traffic analysis data has been collected and a new layer has been created for use by engineers.
WG920T	High Accuracy Orthophotos	M. Kaser	\$30,000	\$5,249	17%	12/15	76%	The 2015 flight imagery is now available for staff use. Planimetric data is still being created and processed by the vendor.
WG922T	Mobile Asset Data Collection	M. Kaser	\$84,000	\$0	0%	12/16	52%	An RFP was issued and a vendor selected. The vendor will begin data collection by driving a specially equipped vehicle on all public roads beginning 8/15/2016.

GENERAL GOVERNMENT - VEHICLES AND EQUIPMENT

WG130E	Fleet (Vehicle) Replacements	J. Kintner	\$1,349,801	\$893,628	66%	12/16	70%	truck has been delayed until fall 2016 due to contract solicitation delays. Staff is currently exploring sustainable alternative fuel options for this purchase (propane).
WG550R	Fuel Clean Up / Soil Remediation	J. Kintner	\$60,000	\$53,028	88%	12/16	75%	In compliance with MTCA, the City continues to monitor and report on the remediation efforts annually. Golder continues to maintain the remediation system and provide administrative support to complete King County Metro discharge authorization permit and DOE monitoring reports required by state law.
XG710F	Fire Apparatus (Pumper) Replacement	S. Heitman	\$338,000	\$341,295	101%	10/16	0%	Due to required testing process's from the chassis manufacturer, "International" this project was significantly delayed. Those tests have now been conducted and the new MIDI pumper is being built with expected delivery in late September and in-service in October 2016.
WG131E	Firefighting Equipment	S. Heitman	\$71,000	\$50,147	71%	12/16	75%	MIFD will be purchasing a Thermal Imaging Camera (TIC) in the third quarter of 2016, and will use the remainder of the funds to further our multi-year pre-fire mapping project.
WG141E	MICEC Technology & Equip Replacement	Z. Houvener	\$233,000	\$19,853	9%	12/16	90%	Mercer Room A/V replacement is complete. Fitness room equipment is installed as of Aug. 1st. Lobby and meeting room tables and furniture have been ordered and installation is planned for late August. Custodial equipment and small sports equipment purchases are complete.

2015-2016 CIP - PROJECT MANAGEMENT REPORT (Biennium) --- Project Expenditures Reported as of 6/30/2016

PROJECT NUMBER	PROJECT NAME	PROJECT MANAGER	APPROVED BUDGET (2015-2016)	TOTAL EXPENDED (as of Jun 30, 2016)	% EXPEND TO DATE	EST. COMPLTN DATE	% WORK COMPLETE	PROJECT STATUS & COMMENTS
----------------	--------------	-----------------	-----------------------------	-------------------------------------	------------------	-------------------	-----------------	---------------------------

WATER UTILITY

WW101P	Water System Plan	R. Lin	\$60,000	\$20,122	34%	10/16	95%	The updates of the Cross Connection Control Plan (CCCP) and Total Coliform Monitoring Plan (TCMP) were completed and submitted for agencies's (DOH & SPU) review at end of June. Once approved, the 2015 WSP will be finalized and ready for City Council's adoption, likely in September 2016.
WW102P	Water Model and Fire Flow Analysis	R. Lin	\$42,650	\$10,856	25%	12/16	5%	2016 Water Model Updates and Fire Flow Analysis is to start in the fall of 2016.
WW117R	Street Related Water CIP Projects	R. Lin	\$350,000	\$230,139	66%	12/16	100%	No Street-Related water system improvements are anticipated in 2016. Majority of work was completed in 2015.
WW120S	Meter Replacement Program	B. McDaniel	\$200,000	\$1,556	1%	12/16	1%	Quarter 4 work will begin to source a consultant to specify meter type and manufacture for future meter purchases
WW125R	Pump Replacement at Reservoir	B. McDaniel	\$70,000	\$69,494	99%	12/15	100%	Emergency replacement of a 100 horsepower booster pump at the Reservoir. This is one of five pumps (which were purchased at approximately the same time) which provide boosted water pressure to the 492 zone.
WW312R	ICW and 85th Ave Water Improvements	R. Lin	\$1,714,771	\$1,163,147	68%	9/15	100%	Combined with 93rd, 89th, 90th Water project (WW524R), construction work completed in September 2015. As of June 30th, project closeout still in progress (pending agencies' release).
WW520C	Hydrant Replacements	R. Lin	\$300,000	\$29,122	10%	12/16	2%	Hydrant replacements is planned for the fall of 2016.
WW521C	Water System Components	B. McDaniel	\$70,000	\$5,465	8%	12/16	5%	A Pressure Reducing Valve (PRV) project has been identified.
WW522R	Reservoir Generator Replacement	B. McDaniel	\$100,000	\$0	0%	12/16	0%	Reservoir generator sizing may be influenced by needs of Booster Chlorination Station. Design of reservoir generator is on hold while Booster Chlorination Station is designed. Generator purchase planned before end of year 2016.
WW523R	EMW 5400-6000 Block Watermain (Design)	R. Lin	\$219,000	\$730	0%	12/16	0%	Design work is planned for the second half of year 2016. Estimated start time is around August.
WW524R	93rd, 89th & 90th Water Improvements	R. Lin	\$683,264	\$479,604	70%	9/15	100%	Combined with Island Crest Way and 85th Ave Water project (WW312R), construction work completed in September 2015. As of June 30th, project closeout still in progress (pending agencies' release).
WW526R	Madrona Crest West Water System	R. Lin	\$1,902,000	\$293,619	15%	10/16	15%	Combined with the Safe Routes to School (XR541C), Storm Drainage Improvements (WD535E), and Residential Street Overlay (WR101U) projects, the project went out to bid in March. Construction started in May. Project completion is targeted in October 2016.
WW527R	3838 WMW Water Improvements (Design)	R. Lin	\$65,000	\$258	0%	12/16	0%	Design work is planned for the second half of year 2016. Estimated start time is around September.
WW528R	9700 Block SE 41st Watermain	R. Lin	\$541,000	\$466,733	86%	8/16	100%	Construction started in late January and completed in early April. A total of 1,361 LF water mains, 33 water services, 2 fire hydrants and 2 air vacuum release valve assemblies were replaced/installed on SE 41st St, SE 40th St and 96th Ave SE. Project close-out will take place in next 3 to 4 months.
WW535A WW535B	PRV Air Vac Replacements	R. Lin	\$350,000	\$328,852	94%	12/17	90%	Construction of the Phase 2 - Standalone Air-Vacuum Release Valve Assemblies (AIR VACS) Upgrades project started in March and completed in April. A total of 34 AIR VACS were replaced/upgraded. The upgrade of remaining 7 large AIR VACS in final phase will take place in 2017.

SEWER UTILITY

WS101U	Backyard Sewer System Improvements	A. Tonella-Howe	\$200,000	\$1,116	1%	12/16	0%	A project to install sewer main access points has been identified in the 6700 block of 81st Avenue. The project will be bid and constructed in the 4th quarter of 2016.
WS103P	General Sewer Plan Update	A. Tonella-Howe	\$144,936	\$78,336	54%	12/16	25%	Flow monitoring of the Town Center to confirm wet weather flows to update the hydraulic model was completed in July. Work on writing the plan was on hold pending the completion of the flow monitoring.
WS160R	Street Related Sewer CIP Projects	C. Morris	\$60,000	\$7,875	13%	12/16	25%	This project will replace sewer manhole castings and lids in conjunction with street paving projects.
WS320R	Pump Station 14 Modernization	A. Tonella-Howe	\$105,862	\$6,911	7%	6/15	100%	Replacement of pumping system and controls at pump station #14 is complete. Waiting on contractor to respond to final progress payment and extra costs request.
WS330T	Sewer System Telemetry Improvements	B. McDaniel	\$125,745	\$54,153	43%	6/16	100%	Telemetry upgrades completed at sewer pump stations 14 (in conjunction with the PS 14 Modernization project), 18, and 24.
WS511R	Sewer Special Catch Basins	A. Tonella-Howe	\$300,000	\$0	0%	12/16	1%	Discussing scope of work and fee with consultant to assist with evaluation and inspection of basins. Evaluation and inspection is scheduled to begin in August.

2015-2016 CIP - PROJECT MANAGEMENT REPORT (Biennium) --- Project Expenditures Reported as of 6/30/2016

PROJECT NUMBER	PROJECT NAME	PROJECT MANAGER	APPROVED BUDGET (2015-2016)	TOTAL EXPENDED (as of Jun 30, 2016)	% EXPEND TO DATE	EST. COMPLTN DATE	% WORK COMPLETE	PROJECT STATUS & COMMENTS
WS512R	Sewer Repair at Sub-Basin 27	F. Gu	\$315,000	\$59,777	19%	12/16	35%	Approval from WDFW, awaiting Clean Water section 401 review approval from USACE. All easements obtained. Project went out to bid in June but did not receive bid proposal. Plan to implement works that does not require the Section 401 permit in the Fall.
WS710R	General Sewer System Improvements	B. McDaniel	\$650,000	\$102,514	16%	12/16	5%	Rehabilitation (of separated or broken sewer main) and lining of 4754 feet of sewer main in multiple locations throughout the Island is out to bid. Construction will be in the 4th quarter of 2016.
WS901D	Sewer System - Pump Station Improvements	B. McDaniel	\$130,000	\$2,821	2%	12/16	5%	Sump pumps will be installed in all 17 Sewer Pump Stations and a chopper pump will be installed at Pump Station 18 during the 2nd half of 2016.
WS901E	Sewer System - Emergency Repairs	B. McDaniel	\$75,000	\$0	0%	12/16	0%	There were no sewer repair emergencies in 2015 or in the first half of 2016.
WS901G	Sewer System - Generator Replacement	B. McDaniel	\$160,000	\$0	0%	12/16	0%	Purchase of three sewer pump station generators (25 to 40 KW) for Pump Stations 17, 18, and 24 planned for 2nd half of 2016.

STORM WATER UTILITY

WD104D	Watercourse Condition Assessments	P. Yamashita	\$40,000	\$152	0%	12/16	1%	Work delayed slightly due to staff focus on active litigation. Project is scheduled for 2016 Q4.
WD105R	Watercourse Minor Repairs/Maintenance	F. Gu	\$40,000	\$790	2%	12/16	2%	A section of SB 29 has been identified for minor repair.
WD106R	Minor Watercourse Improvements	F. Gu	\$115,000	\$53,462	46%	10/15	100%	A 220' storm pipe was installed between East Mercer Way and the Sandy Cove neighborhood. Construction began in dry summer months. Final replanting work was completed in October 2015.
WD120V	East Seattle Storm Improvements	P. Yamashita	\$75,000	\$30,153	40%	12/16	50%	Extended the drainage system on SE 28th St. (62nd to 63rd Ave. SE) and 63rd Ave. SE north approx. 150'. Construction was completed in July 2015. The remaining funds will be spent as needed in 2016 to improve drainage in East Seattle with a focus on repairing old catch basins.
WD301S	Neighborhood Spot Drainage Improvements	C. Morris	\$170,000	\$3,115	2%	12/16	5%	Staff has identified several project locations for drainage improvements. Work will occur in late 2016.
WD311C	Sub Basin 27 Watercourse	F. Gu	\$137,210	\$104,852	76%	10/15	100%	This project repaired a 10' high headcut and stabilized approximately 325 LF of watercourse downstream. Construction began in dry summer months, project completed in October 2015 with replanting work.
WD312C	Sub Basin 6 Watercourse - Phase 2	F. Gu	\$482,444	\$481,808	100%	11/15	100%	This project included two separate contracts. The first portion stabilized approx. 1700 LF of main watercourse with bio-engineering methods, ie logs and stream rock with extremely difficult access via steep slopes. The second portion by-passed a highly eroded tributary with 500 LF of HDPE storm drainage pipe.
WD320R	Drainage System Emergency Repairs	B. Hartvigson	\$40,000	\$32,671	82%	12/16	75%	100 LF of 12" concrete stormwater pipe was slip-lined along SE 40th Street at West Mercer Way. 60 LF of 8" ductile iron pipe was installed along SE 62nd Street at 88th Ave and 100 LF of 8" PVC pipe was installed within the shoulder area and connected to existing catch basins.
WD321R	Drainage System Video Inspection	C. Morris	\$60,000	\$14,269	24%	12/16	25%	Staff has identified several neighborhoods to perform pipe cleaning and inspections. Some work was completed in spring 2016, remaining areas will occur in late 2016.
WD531C	Sub Basin 27a Watercourse	F. Gu	\$341,250	\$48,061	14%	12/16	35%	This project is being merged with project WS512B. Final design achieved in the Spring. The project has received approval from WDFW, awaiting Clean Water section 401 review approval from USACE. All easements obtained. Plan to partially construct in the Fall.
WD532C	Sub Basin 27a Culvert	F. Gu	\$150,000	\$5,124	3%	12/16	20%	Final design completed in June, with access agreement and HPA permit obtained. Project to be publicly bid in July.
WD533C	Sub Basin 49b Watercourse	F. Gu	\$256,150	\$4,232	2%	12/16	15%	Design phase has initiated in conjunction with SB 51a project (WD534C). Permitting to begin in second half of year.
WD534C	Sub Basin 51a Watercourse	F. Gu	\$183,120	\$4,124	2%	12/16	15%	Design phase has initiated in conjunction with SB 49b project (WD533C). Permitting to begin in second half of year.
WD535E	Sub Basin 6 Drainage Extension	C. Morris	\$160,492	\$24,500	15%	10/16	75%	This project has been combined with the Madrona Crest Water System Improvement project (WW526R). Construction began May 2016 and was mostly completed by the end of June.
WD536E	Sub Basin 14 Drainage Extension	P. Yamashita	\$115,000	\$67	0%	12/17	1%	Project delayed until private development project extends drainage system. This project will connect to that system.
WD537E	Sub Basin 18c Drainage System	P. Yamashita	\$175,000	\$27,377	16%	12/16	15%	Design completed. Project bid in spring but all bids rejected due to extremely high bids and few bidders. Project will be repackaged and rebid in August for construction in Q4.

CAPITAL REINVESTMENT PLAN TOTAL			\$23,684,572	\$9,696,771	40.9%			
--	--	--	---------------------	--------------------	--------------	--	--	--

2015-2016 CIP - PROJECT MANAGEMENT REPORT (Biennium) --- Project Expenditures Reported as of 6/30/2016

PROJECT NUMBER	PROJECT NAME	PROJECT MANAGER	APPROVED BUDGET (2015-2016)	TOTAL EXPENDED (as of Jun 30, 2016)	% EXPEND TO DATE	EST. COMPLTN DATE	% WORK COMPLET E	PROJECT STATUS & COMMENTS
----------------	--------------	-----------------	-----------------------------	-------------------------------------	------------------	-------------------	------------------	---------------------------

CAPITAL FACILITIES PLAN

PARKS, RECREATION AND OPEN SPACE

XP520R	Regional Trail Connections (KC Levy)	P. West	\$220,355	\$99,218	45%	12/16	45%	ADA path to LB tennis court constructed. Potential trail easement for SE 47th trail investigated. Upper Luther Ravine Trail alignment re-scoped. Mercerdale Staircase re-build underway, scheduled to open July 2016. Consultant hired to evaluate bollards and user conflict reduction on I-90 Trail.
WP503R	Luther Burbank Park Major Improvements	P. West	\$85,000	\$31,681	37%	12/16	40%	Engineering for dock repairs under contract; Caretakers interior improvements 80% complete, including flooring, paint, and expansion of shop area.
XG500A	Mosaic at LB Playground	A. Britton	\$26,000	\$22,043	85%	7/16	75%	1st phase was completed in June 2106 when the children's mosaics were installed. The secondphase of the mosaic art is being installed the week of 8/10/16 and the entire project will be complete by the end of August 2016.
XG501A	Mural at I-90 and WMW Onramp	A. Britton	\$25,000	\$86	0%	7/16	0%	Project on hold for staff transitions.
XG502A	Twin Fox Sculptures	A. Britton	\$3,300	\$4,897	148%	10/15	100%	Sculpture plaque was ordered, boulders were selected and prepped, the installation site was prepped and weeds removed. In February 2016 the artwork was attached to boulder. Artwork installed 2/26/16. Art unveiling is scheduled for 3/5/16.

STREETS, PEDESTRIAN AND BICYCLE FACILITIES

XR310R	EMW Shoulders - Phase 9	C. Morris	\$358,000	\$261,199	73%	6/16	100%	Project advertised for construction in January 2016. Work began in March and all improvements were completed by early May. Work included piping drainage ditches and paving a new asphalt shoulder from 6600 block to SE 71st Street.
XR320R	Safe Routes to School - New Elementary Sch	A. Tonella-Howe	\$454,000	\$43,681	10%	11/16	50%	Construction planned for fall 2016. Per TIP conversation a portion of this money will be used to construct a raised crosswalk on SE 42nd Street at 88th Ave SE in fall 2016.
XR541C	Safe Routes to School - Madrona Crest	A. Tonella-Howe	\$170,000	\$45,660	27%	9/16	30%	This project is combined with the Madrona Crest Water System Improvement project (WW526R). Curb, gutter & sidewalk along 86th Ave SE between SE 40th and SE 39th will be constructed. Construction began in May 2016.
XR542C	84th Avenue Path (to Upper Luther BB Park)	C. Morris	\$26,000	\$27,420	105%	12/15	100%	Construction of this gravel trail and shoulder improvement was performed in-house by Parks Maintenance staff. Most work was completed in May 2015 with minor punch list work finished in December 2015.
XR543C	WMW Roadside Shoulders (7400-8000 Block)	C. Morris	\$417,500	\$347	0%	12/16	0%	Design work to begin in July with construction scheduled for late 2016. Project will construct a new paved shoulder along east side of roadway.
XR544R	NMW Crossing at Covenant Shores	A. Tonella-Howe	\$14,000	\$13,399	96%	10/15	100%	A marked crosswalk including signing and ADA ramps were installed in September/October 2015 on North Mercer Way making a connection near Covenant Shores to the I-90 trail.
XR545R	PBF - WMW and 80th Stairs	C. Morris	\$22,000	\$0	0%	12/16	0%	Project will rebuild the trail from WMW and 78th Avenue to West Mercer Elementary in the 80th Avenue right of way. Construction is set to occur in fall 2016 using Parks Maintenance staff.

GENERAL GOVERNMENT

XG150T	Small Technology and Equipment	C. Corder	\$50,000	\$2,814	6%	12/16	6%	Purchases include a computer (and related software), equipment for MITV channel 21, and professional services for MITV channel 21.
XG152C	Sustainability Projects	R. Freeman	\$50,000	\$16,598	33%	12/16	100%	The MICEC relamping project converted 42 lamps posts in the parking lot from metal halide to LED. The LED bulbs use 70% less energy and last eight times as long. A rebate of \$4,481 was received from PSE. The project also corrected several wiring issues which contributed to premature bulb failure.
XG701R	Car Port for Patrol Vehicles	D. Jokinen	\$76,000	\$5,619	7%	8/16	95%	Major construction of the structure has been completed. The structure was inspected and several small items were identified as needing corrections. The contractor is currently formulating a plan to address the corrections. The corrections and final inspection should be completed by the end of August 2016.
XG300R	South Fire Station 92 Replacement	F. Gu	\$1,292,323	\$1,473,533	114%	12/16	98%	The roof overlay was started 6/3 with completion expected by end of July. A claim is in process with Corp Construction's (Contractor) insurance company for reimbursement.

WATER UTILITY

XW540R	Water Advisory Action Plan Follow-Up	A. Tonella-Howe	\$777,500	\$67,541	9%	12/15	N/A	Continued with surveillance monitoring system-wide; completed development of the CCCP plan; completed feasibility analysis for the Booster Chlorination; hired a water quality tech.
---------------	---	-----------------	-----------	----------	----	-------	-----	--

2015-2016 CIP - PROJECT MANAGEMENT REPORT (Biennium) --- Project Expenditures Reported as of 6/30/2016

PROJECT NUMBER	PROJECT NAME	PROJECT MANAGER	APPROVED BUDGET (2015-2016)	TOTAL EXPENDED (as of Jun 30, 2016)	% EXPEND TO DATE	EST. COMPLTN DATE	% WORK COMPLETE	PROJECT STATUS & COMMENTS
STORM WATER UTILITY								
XD310C	Basin 10 & 32b Dissolved Metals	P. Yamashita	\$80,000	\$29,469	37%	12/16	50%	Field work completed last spring. Draft report underway. Grant application for subsequent phase of work to be submitted in July. Project completion anticipated in November/December 2016.
XD311C	Water Quality Treatment	B. Hartvigson	\$75,000	\$0	0%	6/15	5%	A contract was awarded to construct a sediment vault near 5700 EMW and work is scheduled for completion in October 16'.
XD312C	Street Related Drainage Improvements	C. Morris	\$190,000	\$138,289	73%	12/16	75%	This project will repair drainage pipes and complete pipe extensions in advance of street paving projects.
XD313C	Decant Facility (75% Grant Funded)	B. Hartvigson	\$40,083	\$26,829	67%	6/15	100%	Construction of a new decant facility at the Maintenance shop was completed and the collection basin was connected to the King County wastewater system. The discharge permit was received and the facility is operational.
CAPITAL FACILITIES PLAN TOTAL			\$4,452,061	\$2,310,322	51.9%			
GRAND TOTAL (CRP + CFP)			\$28,136,633	\$12,007,093	42.7%			

**CITY OF MERCER ISLAND
ORDINANCE NO. 16-11**

AN ORDINANCE OF THE CITY OF MERCER ISLAND, WASHINGTON, INCORPORATING CERTAIN BUDGET REVISIONS TO THE 2015-2016 BIENNIAL BUDGET, AND AMENDING ORDINANCE NOS. 14-15, 15-07, 15-10, 15-17, 15-25, 16-03 AND 16-09.

WHEREAS, the City Council adopted the 2015-2016 Budget by Ordinance No. 14-15 on December 1, 2014, representing the total for the biennium of estimated resources and expenditures for each of the separate funds of the City, and

WHEREAS, budget adjustments have been approved by the City Council in 2016 in an open public meeting but have not been formally adopted via ordinance, as noted in the following table, and

Fund	Department	Description	Agenda Bill	Budget Year	Amount	Funding Source(s)
General	City Manager's Office	Disposition of 2015 General Fund surplus: Additional funding for consultant & legal services related to I-90 loss of mobility negotiations	AB 5196, 6/20/16	2016	\$175,000	2015 General Fund surplus (unappropriated fund balance)
		Disposition of 2015 General Fund surplus: Moving expenses for new City Manager, if hired outside of King County	AB 5196, 6/20/16	2016	\$20,000	2015 General Fund surplus (unappropriated fund balance)
	Non-Dept'l	Disposition of 2015 General Fund surplus: Transfer one-time funding to Street, Technology & Equipment, F.S. 92 Construction, and Equipment Rental Funds	AB 5196, 6/20/16	2016	\$376,396	2015 General Fund surplus (unappropriated fund balance)
	DSG	Hired a Long-Range Planning Manager (1.0 FTE) who started on 6/13/16 (includes salary, benefits, supplies, training/travel, and office equipment/furniture)	AB 5163, 3/21/16	2016	\$85,000	Development fees related to planning and engineering services
Street	Public Works	Disposition of 2015 General Fund surplus: Freeman Landing landslide repair (design & survey costs)	AB 5196, 6/20/16	2016	\$150,000	Interfund transfer from General Fund
Youth & Family Services	YFS	Thrift Shop staffing pilot project (increase part-time employee from 29.5 to 40 hours per week for one year)	AB 5190, 6/6/16	2016	\$19,445	MIYFS Foundation donation

Fund	Department	Description	Agenda Bill	Budget Year	Amount	Funding Source(s)
Technology & Equipment	IGS	Disposition of 2015 General Fund surplus: Council Chambers A/V equipment replacement (70% funded by surplus)	AB 5196, 6/20/16	2016	\$107,962	\$75,574 interfund transfer from General Fund + \$32,388 payment by School District
		Disposition of 2015 General Fund surplus: Maintenance management system professional services (25% funded by surplus)	AB 5196, 6/20/16	2016	\$50,000	\$12,500 interfund transfer from General Fund + \$37,500 interfund transfer from Utility Funds
F.S. 92 Construction	Public Works	Disposition of 2015 General Fund surplus: Additional funding for F.S. 92 construction project following settlement agreement with general contractor	AB 5196, 6/20/16	2016	\$100,000	Interfund transfer from General Fund

WHEREAS, budget adjustments are needed that have not been previously approved by the City Council, as noted in the following table;

Fund	Department	Description	Budget Year	Amount	Funding Source(s)
General	DSG	Disposition of 2015 General Fund surplus: Community engagement costs for residential development code update	2016	\$15,755	2015 General Fund surplus (unappropriated fund balance)
	Non-Dept'l	Disposition of 2015 General Fund surplus: Holiday lighting settlement	2016	\$24,242	2015 General Fund surplus (unappropriated fund balance)
	Fire	Fit test machine & specialized CPR mannequins for basic life support services provided by firefighters	2016	\$22,500	King County EMS levy (BLS Core Services)

NOW, THEREFORE, THE CITY COUNCIL OF THE CITY OF MERCER ISLAND, WASHINGTON, ORDAINS AS FOLLOWS:

Section 1. Amending the 2015-2016 Budget

The 2015-2016 Budget for the City of Mercer Island, as adopted in Ordinance No. 14-15 and amended by Ordinance Nos. 15-07, 15-10, 15-17, 15-25, 16-03 and 16-09, is hereby amended to incorporate increases in resources and expenditures in the following funds for the 2015-2016 biennium:

Fund No.	Fund Name	Resources	Expenditures
001	General	\$718,893	\$718,893
104	Street	150,000	150,000
160	Youth & Family Services	19,445	19,445
345	Technology & Equipment	157,962	157,962
347	Fire Station 92 Construction	100,000	100,000
Totals		\$1,146,300	\$1,146,300

Section 2. Amending Previously Adopted Budget Ordinances

City Ordinance Nos. 14-15, 15-07, 15-10, 15-17, 15-25, 16-03 and 16-09, as previously adopted and as hereby amended, are hereby ratified, confirmed, and continued in full force and effect.

Section 3. Effective Date

This Ordinance shall take effect and be in force 5 days after passage and publication.

ADOPTED BY THE CITY COUNCIL OF THE CITY OF MERCER ISLAND, WASHINGTON AT ITS MEETING ON THE 6TH DAY OF SEPTEMBER, 2016.

CITY OF MERCER ISLAND

Bruce Bassett, Mayor

ATTEST:

Approved as to Form:

Allison Spietz, City Clerk

Kari Sand, City Attorney

Date of Publication: _____



CITY COUNCIL PLANNING SCHEDULE

All meetings are held in the City Hall Council Chambers unless otherwise noted.
 Special Meetings and Study Sessions begin at 6:00 pm. Regular Meetings begin at 7:00 pm.
 Items listed for each meeting are not in any particular order.

SEPTEMBER 6 (TUESDAY) – 5:30 PM

Item Type	Topic/Presenter	Time
<i>Executive Session #1 (5:30-7:00pm)</i>	To evaluate the qualifications of applicants for public employment pursuant to RCW 42.30.110(1)(g) for 90 minutes	90
<i>Special Business</i>	National Recovery Month Proclamation – C. Goodwin	5
<i>Consent Calendar</i>	Interlocal Agreement with MISD for School Counselors – C. Goodwin	--
<i>Regular Business</i>	2 nd Quarter 2016 Financial Status Report & Budget Adjustments – C. Corder	45
<i>Regular Business</i>	Zoning Text Amendment Modifying MICC Title 19 Pertaining to Procedures for Amending the Comprehensive Plan (2nd Reading) – S. Greenberg	30
<i>Regular Business</i>	I-90 Loss of Mobility Negotiations Status Report – K. Taylor	30
<i>Executive Session #2</i>	To plan or adopt the strategy to be taken by the governing body during the course of any collective bargaining, professional negotiations, grievance or mediation proceedings, or reviewing the proposals made in the negotiations or proceedings while in progress pursuant to RCW 42.30.140(4)(b) for approximately 30 minutes	30

SEPTEMBER 19

Item Type	Topic/Presenter	Time
<i>Study Session</i>	Wireless Communications Facilities – S. Greenberg & C. Schuck	60
<i>Consent Calendar</i>	2015 Water System Improvements Project Close Out – R. Lin	--
<i>Regular Business</i>	I-90 Loss of Mobility Negotiations Status Report – K. Taylor/R. Freeman	30
<i>Regular Business</i>	Mercer Island Library Board Resolution and Charter Update – B. Fletcher	30
<i>Regular Business</i>	2015 Water System Plan Adoption – R. Lin & A. Tonella-Howe	45
<i>Executive Session</i>	To discuss (with legal counsel) pending or potential litigation pursuant to RCW 42.30.110(1)(i) for 60 minutes	60

SEPTEMBER 30 (FRIDAY) – 3:30 PM

	Micro-Planning Session (MICEC)	180
--	--------------------------------	-----

OCTOBER 4 (TUESDAY) – 6:00 PM

Item Type	Topic/Presenter	Time
<i>Study Session</i>	Fire Sprinkler Requirements for 1 & 2 Family Dwellings – S. Heitman	60
<i>Regular Business</i>	I-90 Loss of Mobility Negotiations Status Report – K. Taylor/R. Freeman	30
<i>Regular Business</i>	Small Cell Deployment Franchise (1 st Reading) – S. Greenberg & C. Schuck	45
<i>Regular Business</i>	2017-2018 Preliminary Budget Presentation & Distribution – C. Corder	60
<i>Executive Session</i>	To discuss (with legal counsel) pending or potential litigation pursuant to RCW 42.30.110(1)(i) for 60 minutes	60

OCTOBER 13 (THURSDAY) – 5:00-7:00 PM

Item Type	Topic/Presenter	Time
	Joint Meeting with MISD Board	120

OCTOBER 17 – 6:00 PM

Item Type	Topic/Presenter	Time
<i>Regular Business</i>	2017-2018 Preliminary Budget: Operating Budget Review – C Corder	180
<i>Executive Session</i>	To discuss (with legal counsel) pending or potential litigation pursuant to RCW 42.30.110(1)(i) for 60 minutes	60

NOVEMBER 7 – 6:00 PM

Item Type	Topic/Presenter	Time
<i>Regular Business</i>	2017-2018 Preliminary Budget: Capital Improvement Program Review – C. Corder	180

NOVEMBER 21

Item Type	Topic/Presenter	Time
<i>Regular Business</i>	2017-2018 Preliminary Budget: Finalize Changes to Budget, Pass 2017 NORCOM Budget Resolution, Pass 2017 Utility Rate Resolutions, and Adopt 2017 Property Tax Levy Ordinances – C. Corder	90
<i>Regular Business</i>	Six Year Sustainability Plan – R. Freeman	30

DECEMBER 5

Item Type	Topic/Presenter	Time
<i>Regular Business</i>	3 rd Quarter 2016 Financial Status Report & Budget Adjustments – C. Corder	30
<i>Regular Business</i>	General Sewer Plan Update – J. Kintner	30
<i>Regular Business</i>	2017-2018 Final Budget Adoption – C. Corder	15
<i>Regular Business</i>	2017 Legislative Agenda – K. Taylor	20

DECEMBER 19

Item Type	Topic/Presenter	Time
	<i>Potentially Canceled</i>	

OTHER ITEMS TO BE SCHEDULED:

- Light Rail Station Design Oversight (Q2) – K. Taylor
- Mercer Island Center for the Arts (MICA) (Q2) – K. Sand
- City Manager Recruitment (Q4) – K. Segle
- King County Sewer Project (Q4) – J. Kintner
- CenturyLink Cable Franchise – K. Sand
- PSE Electric Franchise (Q4) – K. Sand
- Zayo Telecom Franchise (Q4) – K. Sand
- 2015 Water System Plan Adoption – R. Lin & A. Tonella-Howe
- Title 10 & 19 Code Amendments and Comprehensive Plan Amendment for National Pollutant Discharge Elimination System (NPDES) Update – P. Yamashita
- Single-Family Residential Development Standards - E. Maxim (2017 Q1)

COUNCILMEMBER ABSENCES:

None.